

FORTY-FOURTH ANNUAL AND SEVENTY-EIGHTH

**Report
of the
Commissioner
of
Financial Institutions**

STATE OF UTAH

TO THE HONORABLE

**SPENCER J. COX
GOVERNOR**

AND

THE LEGISLATURE OF THE STATE OF UTAH

For the Period July 1, 2023 to June 30, 2024

**DARRYLE P. RUDE
Commissioner of Financial Institutions**



STATE OF UTAH
DEPARTMENT OF FINANCIAL INSTITUTIONS

Spencer J. Cox
Governor

Darryle P. Rude
Commissioner

R. Paul Allred
Deputy Commissioner

Shaun E. Berrett
Chief Examiner

Michael L. Jones
Finance Director

Deidre M. Henderson
Lieutenant Governor

To The Honorable, Spencer J. Cox
Governor of the State of Utah
and
The Legislature of the State of Utah


Pursuant to Section 7-1-211, Utah Code Annotated 1953, as amended, I submit herewith the Forty-Fourth Annual and Seventy-Eighth Report of the Department of Financial Institutions for the period July 1, 2023 to June 30, 2024. I do hereby certify by oath that a detailed statement of all fees and other moneys received by the department during this period are included herein.

Respectfully submitted,

Darryle P. Rude
COMMISSIONER

Subscribed and sworn to before me this
27th day of September, 2024.

Notary Public



Residing at Salt Lake City, Utah
My Commission expires: 09/03/2025

TABLE OF CONTENTS**DEPARTMENT OF FINANCIAL INSTITUTIONS**

History	1
Commissioners	12
Organization Chart.....	13
Appropriation and Expenditures.....	14
Cash Receipts.....	15
Accreditations.....	16
Legal Holidays	16
Website Information	16

GENERAL AND STATISTICAL INFORMATION OF FINANCIAL INSTITUTIONS

Trend of State Chartered Assets and Number of Institutions as of December 31, 2023	17
Comparative of State Chartered Assets and Number of Branches as of June 30, 2024	18
Comparative of Utah Depository Institutions Total Assets as of June 30, 2024.....	19

REGULATED INDUSTRIES

Banks	21
Credit Unions	51
Industrial Banks	87
Savings and Loan Associations	99
Trust Companies.....	107
Financial Institution Holding Companies.....	111
Loan Production Offices.....	115
Licensed Money Transmitters.....	117
Independent Escrow Agents.....	123
Non-Depository Lenders	125
Regulated Mortgage and Consumer Lenders.....	133
Regulated Commercial Financing Lenders.....	135

Department History

DATE	EVENT
1896-1907	State chartered banks supervised by Secretary of State.
1907	Office of Bank Examiner created.
1911	Office of Bank Commission established.
1913	Banking Department created.
1967	Bank Department renamed State Department of Financial Institutions.
1969	Utah Uniform Consumer Credit code enacted.
1975	Utah Industrial Loan Guaranty Act.
1981	S.B. 134 Recodified Utah laws governing financial institutions. Effective July 1, 1981.
1983	S.B. 238 Depositors given priority over other creditors. New supervisory powers granted Commissioner permitting remedies short of possession. Effective March 18, 1983.
1984	S.B. 9 Authorized regional reciprocity and supervisory acquisitions within region without reciprocity. Also extended Department's authority over holding companies. Effective April 15, 1984.
1985	S.B. 262 Prohibited "nonbank banks". Also addressed administrative matters. Effective April 29, 1985. H.B. 245 Repealed Title 70B and enacted Title 70C revising Uniform Consumer Credit Code. Effective July 1, 1985.
1986	H.B. 189 "Banking Reform Act of 1986" required all industrial loan corporations to obtain federal deposit insurance, phased out existing regional reciprocity, opened state to nonreciprocal interstate banking after December 31, 1987 and immediately for failing institutions. Effective January 21, 1986.
1990	S.B. 37 "Mortgage Lending and Servicing Act" required all mortgage lenders, brokers and servicers to register with the Department. The first registration required January 31, 1991. Effective April 24, 1990.
1991	S.B. 154 including "Regulation of Independent Escrow Agents", Chapter 22 of Title 7, required all escrow agents to register with the Department annually. The first registration required July 1, 1991. Effective July 1, 1991.
1994	S.B. 171 "Financial Institutions Amendments" updated Utah laws governing financial institutions to reflect changes in the industry. Effective July 1, 1994.
1995	S.B. 70 "Financial Institutions Amendments" modified Utah law regarding interstate banking and branching in response to the federal Riegle-Neal Interstate Banking and Branching Efficiency Act of 1994. Effective June 1, 1995.

Department History (Continued)

DATE	EVENT
1996	<p>S.B. 69 "Foreign Depository Institutions Act" enacted law regulating foreign chartered depository institutions participating in Utah's financial markets. Effective July 1, 1996.</p> <p>S.B. 90 "Depository Institutions Amendments" amended various provisions of Title 7 in response to concerns identified by independent escrow agents, banks, credit unions, industrial loan corporations, and savings and loan associations. Effective July 1, 1996.</p>
1997	<p>H.B. 5 "Automated Teller Machine Amendments" repealed "Consumer Funds Transfer Facilities Act" and enacted the "Automated Teller Machine Act". Effective July 1, 1997.</p> <p>H.B. 26 "Depository Institution Name Amendments" allowed federally insured Utah-chartered industrial loan corporations to use the terms "bank" or "savings bank" in their names. Effective February 26, 1997.</p> <p>S.B. 100 "Financial Institution Amendments" amended various provisions of Title 7 including authorizing the Commissioner of Financial Institutions to issue de novo industrial loan corporation charters. Provision authorizing de novo industrial loan corporation charters effective March 12, 1997. The balance of the provisions effective July 1, 1997.</p>
1998	<p>H.B. 235 "Consumer Credit Code Amendments" amended Title 70C, Utah Consumer Credit Code, eliminating the ten day payment grace period on open-end consumer credit agreements and increasing the allowable delinquency charge to \$30. Effective May 4, 1998.</p> <p>H.B. 427 "Depository Institutions Insurance Powers" amended Title 7, Financial Institutions, by authorizing state-chartered financial institutions to engage in insurance business provided they comply with Title 31A, Insurance Code. Effective May 4, 1998.</p>
1999	<p>H.B. 42 "Trade and Business Name Amendments" amended Title 16, Corporations, eliminating requirement that the names of depository institutions include "corporation, incorporated, company, corp., inc., or co." Effective May 3, 1999.</p> <p>H.B. 86 "Check Abuse Amendments" amended Title 7, Chapter 15, Dishonored Instruments, penalizing those who write and refuse to promptly cover bad checks. Effective May 3, 1999.</p> <p>H.B. 194 "Consumer Credit Issues" amended Title 70C, Consumer Credit Code, clarifying the department's ability to commence administrative or judicial proceedings on its own initiative and requiring the department to report to the legislature on consumer education efforts on a biennial basis. Effective May 3, 1999.</p>

Department History (Continued)

DATE	EVENT
1999 (Continued)	<p>S.B. 57 "Regulation of Check Cashing" enacted Title 7, Chapter 23, Check Cashing Registration Act, requiring registration and regulation of companies that provide check cashing or deferred deposit loan (payday loan) services, or both. Effective May 3, 1999.</p> <p>S.B. 113 "Financial Services Amendments" amended Title 7, Chapter 15, Dishonored Instruments, exempting depository institutions (as holders of a dishonored instrument) from service charge provisions as long as the loan contract specifically provides for services charges. Also amended Title 70C, Consumer Credit Code, allowing depository institutions to contract for a delinquency charge in excess of the limits set in law. Effective May 3, 1999.</p> <p>S.B. 136 "Uniform Consumer Credit Code Amendments" amended Title 70C, Consumer Credit Code, countering common law that declares as void liquidated damages that are punitive and clarifying what constitutes changes in open-end credit contracts while also requiring 30 days notice before a change in terms of open-end consumer contracts become effective. Effective May 3, 1999.</p> <p>S.B. 237 "Utah Credit Union Act Amendments" amended Title 7, Chapter 9, Credit Unions, limiting credit union fields of membership as well as establishing member-business loan limitations. Effective May 3, 1999.</p>
2000	<p>S.B. 222 "Financial Institutions Amendments" amended various sections of Title 7 including clarifying definitions and references to Administrative Rules, addressing the department's sharing of information with other state agencies, per diem assessments for examinations, stay of proceedings against institutions, and days on which depository institutions are closed. It also created a bank advisory board and clarified the duties of a credit union supervisory committee. Effective May 1, 2000.</p>
2001	<p>S.B. 44 "Fees Payable to the Commissioner of Financial Institutions" amended Title 7 Chapter 1, Fees Payable to Commissioner, reducing the annual asset-based fee for all Utah chartered depository institutions. The fee reduction is most evident for institutions with total assets exceeding \$600 million as the rate was reduced from 4 cents to 2 cents per thousand for total assets exceeding \$600 million. The amendment provides for quarterly averaging of total assets which will benefit institutions that are growing when compared to using a single year-end total. Effective April 30, 2001.</p> <p>H.B. 263 "Interstate Branching of Depository Institution" amended Title 7 Chapter 1, Interstate Branching, allowing an out-of-state depository institution to establish a de novo branch in Utah if its home state permits a Utah state chartered depository institution to establish a de novo branch in that state under substantially the same terms and conditions. Effective April 30, 2001.</p>

Department History (Continued)

DATE	EVENT
2003	<p>H.B. 162 "Amendments Related to Financial Institutions" established a two-year legislative task force to study issues related to credit unions and other financial institutions and to make recommendations that would be acted upon by the 2005 General Session of the Legislature. Title 7, Chapter 7, Savings and Loan Associations, was amended to clarify the voting requirements of Mutual Associations, and Title 7, Chapter 9, Credit Unions, was amended to define "nonexempt credit unions" and to establish restrictions and limitations for financial institutions becoming nonexempt credit unions. Effective May 5, 2003.</p> <p>H.B. 189 "Lending Law Amendments" enacted Title 7, Chapter 24, Title Lending Registration Act, requiring registration and regulation to companies that provide loans secured by the title to a motor vehicle, mobile home, or motorboat, excluding purchase money loans and loans extended by a depository institution. It also amended Title 7, Chapter 23, Check Cashing Registration Act to enact provisions governing the electronic disbursement and collection of deferred deposit loans. Effective May 5, 2003.</p> <p>H.B. 299 "Trust Law Amendments" amended the Revenue and Tax Code (Title 59) and the Utah Probate Code (Title 75), repealing the tax on accrued income in future irrevocable trusts, modifying the statutory rule against perpetuities, and providing protection for certain trust assets. These amendments put Utah on par with other states as a preferred place to organize trusts and trust companies. Certain tax-related provisions are effective for taxable years beginning on or after January 1, 2004. All other provisions take effect on December 31, 2003.</p> <p>S.B. 130 "Regulation of Check Cashers" amended Title 7, Chapter 23, Check Cashing Registration Act, allowing borrowers to rescind deferred deposit loans by the next business day and to make partial payments in increments of at least \$5, requiring certain provisions on loans extended through the Internet, and requiring lenders to make additional disclosures. Effective May 5, 2003.</p> <p>S.B. 157 "Regulation of Credit Union Service Organizations and Other Credit Union Related Entities" modified Title 7, Chapter 9, Credit Unions, addressing the authority and jurisdiction of the Department in regulating the formation and activities of a credit union service organization. It also restricts the use of entities other than credit union service organizations or loan production offices to provide services to credit union members and provided for some limited grandfathering. Effective May 5, 2003.</p> <p>S.B. 177 "Regulation of Debt Cancellation Agreements and Debt Suspension Agreements" enacted Section 324 to Article 3, Powers and Duties of Commissioner of Financial Institutions, Chapter 1, General Provisions, of Title 7, authorizing the Commissioner to adopt by rule guidelines governing the issuance and regulation of debt cancellation agreements and debt suspension agreements by any depository institution subject to the jurisdiction of the</p>

Department History (Continued)

DATE	EVENT
2003 (Continued)	Department. Any rule adopted by the Commissioner, as applied to a particular class of depository institution, shall be substantially similar to any federal regulation applying to the same class of depository institution. Effective May 5, 2003.
2004	<p>H.B. 192 "Repeal of Thrifts Settlement Financing" repealed Title 7, Chapter 21, Thrifts Settlement Financing. Enacted in 1988, the chapter was part of a compromise and settlement reached with depositors who had money in the thrifts, and with certain thrift institutions, affected by the failure of the Industrial Loan Guaranty Corporation(ILGC). All claims arising with respect to the failure of the ILGC have been closed. As a result, the chapter was repealed. Effective May 3, 2004.</p> <p>S.B. 47 "Uniform Trust Code" modified the Utah Probate Code (Title 75) to provide for the administration of trusts in concert with other states adopting the uniform law. and amended Title 7, Chapter 5, Trust Business, to preserve the trust benefits enacted in 2003 (see H. B. 299 from the 2003 session above). Effective July 1, 2004.</p> <p>S.B. 176 "Financial Institutions Amendments" amended various sections of Title 7 including changing the title of Chapter 8, from Industrial Loan Corporations to Industrial Banks, and authorizing all industrial banks and those commercial and savings banks that are Sub S corporations to convert to Limited Liability Companies (LLCs). This change may only occur once the IRS approves depository institutions eligible for an LLC tax status designation. The drafting of this bill required changing an "Industrial Loan Corporation" to an "Industrial Loan Company" everywhere it occurred in the Code. DFI took the opportunity to recommend these institutions be "Industrial Banks" instead of "Industrial Loan Companies." Effective March 17, 2004.</p>
2005	<p>S.B. 157 "Utah Consumer Credit Code Amendments" modified the Consumer Credit Code to allow state-chartered depository institutions to offer second mortgage loans with or without a prepayment penalty. It also clarified when a delinquency charge on closed-end loans could be assessed and deleted language related to minimum charges on open-end accounts. Effective March 16, 2005.</p> <p>S.B. 158 "Dishonored Instrument Amendments" amended Title 7, Chapter 15, Dishonored Instruments, to clarify that depository institutions are exempt from the provisions of this section, even if they purchase loan contracts from another depository institution. Effective March 16, 2005.</p>
2006	S.B. 116 "Department of Financial Institutions' Fees" amended Title 7, Chapter 1, Article 4, increasing the annual assessment, registration, application, and examination fees financial institutions pay to the commissioner. Consumer

Department History (Continued)

DATE	EVENT
2006 (Continued)	<p>lenders, mortgage loan servicers, third-party payment providers, and the smallest credit union are the only entities who did not have an increase in the fees they pay to the department. Effective May 1, 2006.</p> <p>S.B. 123 "Utah Consumer Credit Code Amendments" amended two provisions in Title 70C, Utah Consumer Credit Code. The first amendment exempted non-federal guaranteed student loans from the code. The second amendment modified the requirement to issue a notice of a change of terms for open-end contracts from 30 days to 15 days. Effective May 1, 2006.</p> <p>S.B. 162 "Department of Financial Institutions Enforcement of Applicable Law" modified Title 7, Financial Institutions Act, Title 70C, Utah Consumer Credit Code, and Title 70D, Mortgage Lending and Servicing Act to make a violation of applicable federal law a violation of the Financial Institutions Act and provided for enforcement by the Department. Effective May 1, 2006.</p> <p>S.B. 252 "Consumer Credit Code Amendments" amended Title 70C, Utah Consumer Credit Code imposing requirements on the waiver of class action rights related to closed-end consumer contracts and open-end consumer credit contracts. It also modified provisions of Title 70C relating to changes in open-end consumer credit contracts. Effective March 15, 2006.</p>
2007	<p>S.B. 144 "Financial Institutions Amendments" amended various sections of Title 7, including changing the definition of control to the current federal level of 10 percent, lowering application fees for institutions of less than \$5 million in total assets, clarifying that banks must be formed as a corporation or a limited liability company, and prohibiting the conversion to a series limited liability company. Effective April 30, 2007.</p> <p>S.B. 16 "Lending Registration Acts Amendments" amended Chapters 23 and 24 of Title 7, imposing a fine on lenders who register late, requiring additional disclosures regarding a consumer's statutory right to make partial payments and to rescind a contract, requiring a consumer's request for a rollover during the period allowed by law, and changing examination cycles from a calendar year to annually. The department is now allowed to impose an administrative fine up to \$1,000 for violations cited. Effective April 30, 2007.</p>
2008	<p>S.B. 83 "Check Cashing and Deferred Deposit Lending Registration Act" amended Chapter 23 of Title 7, renaming the chapter by adding "Deferred Deposit Lending" to the title and prohibiting Deferred Deposit Lenders from extending a new loan on the same business day a payment is made if the current loan is at least 12 weeks old. Also, Deferred Deposit Lenders now need to provide additional statistical information from the preceding calendar year when they renew their registration. This information will then be reported in aggregate in the Commissioner's annual report to the Governor and Legislature. Effective May 5, 2008.</p>

Department History (Continued)

DATE	EVENT
2008 <i>(Continued)</i>	<p>S.B. 171 "Repeal of Certain Reporting by Financial Institutions" amended Title 76, removing the requirement for depository institutions to file SARS with the State Bureau of Investigation. Some Federally-chartered depository institutions had not been filing SARS with SBI because of federal preemption. This bill removed the requirement from all depository institutions. Effective May 5, 2008.</p> <p>S.B. 296 "Financial Institutions Amendments" amended Chapter 9 of Title 7, by raising the lending limit from 1 percent to 4 percent for Member Loans, and adjusting the Member Business Loan limit annually by following the Consumer Price Index. Effective May 5, 2008.</p>
2009	<p>H.B. 286 "Regulation of Lending by the Department of Financial Institutions" amended Titles 70C, Utah Consumer Credit Code, and 70D, Mortgage Financing Regulation, to comply with the SAFE Mortgage Licensing Act passed by Congress in July, 2008. The SAFE Act requires mortgage loan originators to be licensed. States must bring their laws into compliance or risk federal intervention and control. Effective May 12, 2009.</p> <p>S.B. 140 "Financial Institutions Disclosure of Records" amended Title 7, Chapter 1, Financial Information Privacy, allowing a depository institution to disclose account information to law enforcement if written authorization is obtained from all account holders. Effective May 12, 2009.</p>
2010	<p>H.B. 15 "Deferred Deposit Lending Amendments" modified Title 7, Chapter 23, Check Cashing and Deferred Deposit Lending Registration Act, increasing the information required to be submitted in the annual operation statement, reducing the permissible length for rollovers from 12 weeks to 10 weeks, imposing restrictions related to communications at a borrower's place of employment, and providing for an extended payment plan option. Effective May 11, 2010.</p>
2012	<p>H.B. 459 "Amendments to Deferred Deposit Lending" modified Title 7, Chapter 23, Check Cashing and Deferred Deposit Lending Registration Act, increasing the information Deferred Deposit Lenders are required to submit on their annual operation statement, voiding credit extended by a Deferred Deposit Lender who is not properly registered under this chapter, and requiring certain information regarding written complaints be included in the Department's annual report. Effective May 9, 2012.</p> <p>S.B. 108 "Financial Institutions Amendments" amended Title 7, Chapter 3, Banks, and Chapter 8, Industrial Banks, including credit exposure to derivative transactions in the limitations on loans and extensions of credit. The Commissioner may, by Administrative Rule, define the terms "derivative" and "credit exposure to a derivative transaction" and exempt certain classes of derivatives and credit exposure. Effective May 9, 2012.</p>

Department History (Continued)

DATE	EVENT
2013	S.B. 150 "Financial Institutions Amendments" repealed Charter 7, Savings and Loan Associations, of Title 7 and Section 7-1-206, removing the Savings and Loans Associations charter as an option for state-chartered depository institutions and eliminating the position of supervisor of savings and loan associations. It also removed references to savings and loan associations and savings banks throughout Title 7. The bill created the position of supervisor of money services businesses; exempted entities licensed under Title 31A, Insurance Code, from having to register under Chapter 22, Regulation of Independent Escrow Agents; and revised the registration requirements under Chapter 23, Check Cashing and Deferred Deposit Lending Registration Act. Effective May 14, 2013, except for the registration requirements under Chapter 23 (effective July 1, 2013).
2014	H.B. 316 "Financial Institutions Fee Amendments" amended Title 7, Chapter 1, Fees Payable to Commissioner, reducing the annual asset-based fee for all Utah chartered depository institutions. The reduction reinstated the fee schedule that existed prior to the last fee increase in 2006. Each state chartered depository institution, except for the 13 smallest credit unions, had a decrease in the fees they pay to the department. Effective May 13, 2014. S.B. 124 "Financial Institutions and Services Amendments" amended or repealed eight sections of Title 7, Financial Institutions, two sections of Title 70C, Utah Consumer Credit Code, and four sections of Title 70D, Financial Institution Mortgage Financing Regulation Act. Repealed sections in Title 7 addressed redundancies with federal law or conflicts with generally accepted accounting principles (GAAP). Amendments included deleting the (2)(c) category of credit unions in Title 7, Chapter 9, Credit Unions, as none no longer exist; raising the exemption allowed in Title 70C, Chapter 1, Part 2, Scope and Jurisdiction, to the federal level; establishing a single fee for all consumer credit lenders in Title 70C, Chapter 8, Part 2, Notification and Fees; and extending exemption to all federally insured depository institutions in Title 70D, Chapter 2, Part 2, Notification to Commissioner. Effective May 13, 2014.
2015	S.B. 24 "Department of Financial Institutions Amendments" enacted Chapter 25 of Title 7, Money Transmitter Act, codifying the qualifications, requirements, and powers of the Department with regard to the regulation and supervision of Money Transmitters that had previously been enforced through Administrative Rule R331-14, Rule Governing Parties Who Engage in the Business of Issuing and Selling Money Orders, Traveler's Checks, and Other Instruments for the Purpose of Effecting Third-Party Payments. It also modified Chapter 22, Regulation of Independent Escrow Agents, and Chapter 24, Title Lending Registration Act, requiring escrow agents and title lenders, as well as money transmitters, to use the Nationwide Mortgage Licensing System (NMLS) to file their annual registration, notification, and/or licensing application with the Department. Effective May 12, 2015.

Department History (Continued)

DATE	EVENT
2016	<p>H.B. 177 "Mortgage Lending Amendments" amended Chapter 2 of Title 70D, Mortgage Lending and Servicing Act, to require mortgage lenders who perform six specific functions related to originating a mortgage loan to register with the Department through the National Multistate Licensing System and Registry, as well as with Division of Real Estate, Department of Commerce, under Chapter 2c of Title 61, Utah Residential Mortgage Practices and Licensing Act. Effective May 10, 2016.</p> <p>H.B. 292 "Deferred Deposit Lending Amendments" modified Title 7, Chapter 23, Check Cashing and Deferred Deposit Lending Registration Act, to increase the information Deferred Deposit Lenders are required to submit on their annual operation statement, require Deferred Deposit Lenders to obtain a consumer credit report before extending an initial loan to a borrower and to report certain loan information to a consumer reporting agency for all loans extended, modify the notice required before civil action may be initiated, and amend the requirements under which a extended payment plan must be offered. Effective July 1, 2016.</p> <p>S.B. 55 "Financial Institutions Amendments" amended Chapter 1 of Title 7, General Provisions, to clarify that the Commissioner has examination authority over Technology Service Providers who are providing services or activities to a depository institution subject to the jurisdiction of the Department. It also authorizes the Commissioner to share information obtained from the examination of a Technology Service Provider with the depository institution serviced by the Technology Service Provider. Effective May 10, 2016.</p>
2017	<p>H.B. 40 "Check Cashing and Deferred Deposit Lending Amendments" amended Title 7, Chapter 23, Check Cashing and Deferred Deposit Lending Registration Act, to modify the registration requirements, grant rulemaking authority, amend the restrictions on extensions of deferred deposit loans, and change the requirement of each premise be examined annually. Effective May 9, 2017.</p> <p>H.B. 44 "Department of Financial Institutions Related Amendments" amended Chapter 1 of Title 7, General Provisions, to permit the delegation of powers and duties when the Commissioner authorizes it in writing, change the position of supervisor of trusts to supervisor of holding companies, and modify the restrictions on acquisition of institutions and holding companies. Effective May 9, 2017.</p>
2018	<p>S.B. 143, 1st Substitute, "Employment Background Checks" enacted Section 212 of Article 2, Department of Financial Institutions, Chapter 1, General Provisions, of Title 7, requiring current employees in, and all applicants for, specifically identified positions in the department to submit to a fingerprint-based local, regional, and national criminal history background check and ongoing monitoring as a condition of employment, beginning on July 1, 2018. Effective May 8, 2018.</p>

Department History (Continued)

DATE	EVENT
2019	<p>H.B. 95, "Bad Check Fee Amendments" amended Sections 1 and 2 of Chapter 15, Dishonored Instruments, of Title 7, increasing the amount of collection costs which the issuer of a dishonored check is liable from \$20 to \$35. Effective May 14, 2019.</p> <p>H.B. 378, "Regulatory Sandbox" enacted Chapter 55, Regulatory Sandbox Program, of Title 13, Commerce and Trade, established a regulatory sandbox program under the administration of the Department of Commerce. The bill directs that a financial entity normally regulated by Title 7, Financial Institutions Act, which has been approved for entry into the regulatory sandbox program, be allowed to temporarily test an innovative product or service on a limited basis without otherwise being licensed or authorized to act under the laws of the state. Effective May 14, 2019.</p> <p>S.B. 86, "Savings Promotion Programs" enacted Section 619 of Part 6, Deposit Accounts, of Chapter 1, General Provisions, of Title 7, permitting depository institutions to conduct promotional programs to encourage savings deposits. Qualified account holders may be offered the chance to win a designated prize by completing a qualifying transaction. Certain restrictions and limitations apply. Effective May 14, 2019.</p> <p>S.B. 213, "Blockchain Technology Act" amended Section 102, Definitions, of Chapter 25, Money Transmitter Act, of Title 7 to include a definition of what "blockchain", "blockchain technology", and "blockchain token" means. The amendments also exempted money transmission from the definition of a blockchain token. Effective May 14, 2019.</p>
2020	<p>H.B. 10, 6th Substitute, "Boards and Commissions Amendments" established sunset provisions for the Board of Financial Institutions, under subsection 7-1-203 (July 1, 2021), the Board of Bank Advisors, under subsection 7-3-40 (July 1, 2022), and the Board of Credit Union Advisors, under subsection 7-9-43 (July 1, 2023). Each board will be reviewed by the legislature prior to its sunset date to determine if the board should be repealed or renewed. Effective May 12, 2020.</p> <p>H.B. 319, 3rd Substitute, "Consumer Lending Amendments" amended Chapter 23 of Title 7, restricting lenders from avoiding the requirement of executing an extended payment plan under subsection 7-23-403(1)(c) by extending an interest-bearing loan within seven days before the day on which the 10-week period ends. The bill also amends registration requirements, report requirements, and operational requirements for Deferred Deposit Lenders, and amends the Commissioner's annual reporting requirements regarding deferred deposit lending. Effective May 12, 2020.</p>

Department History (Continued)

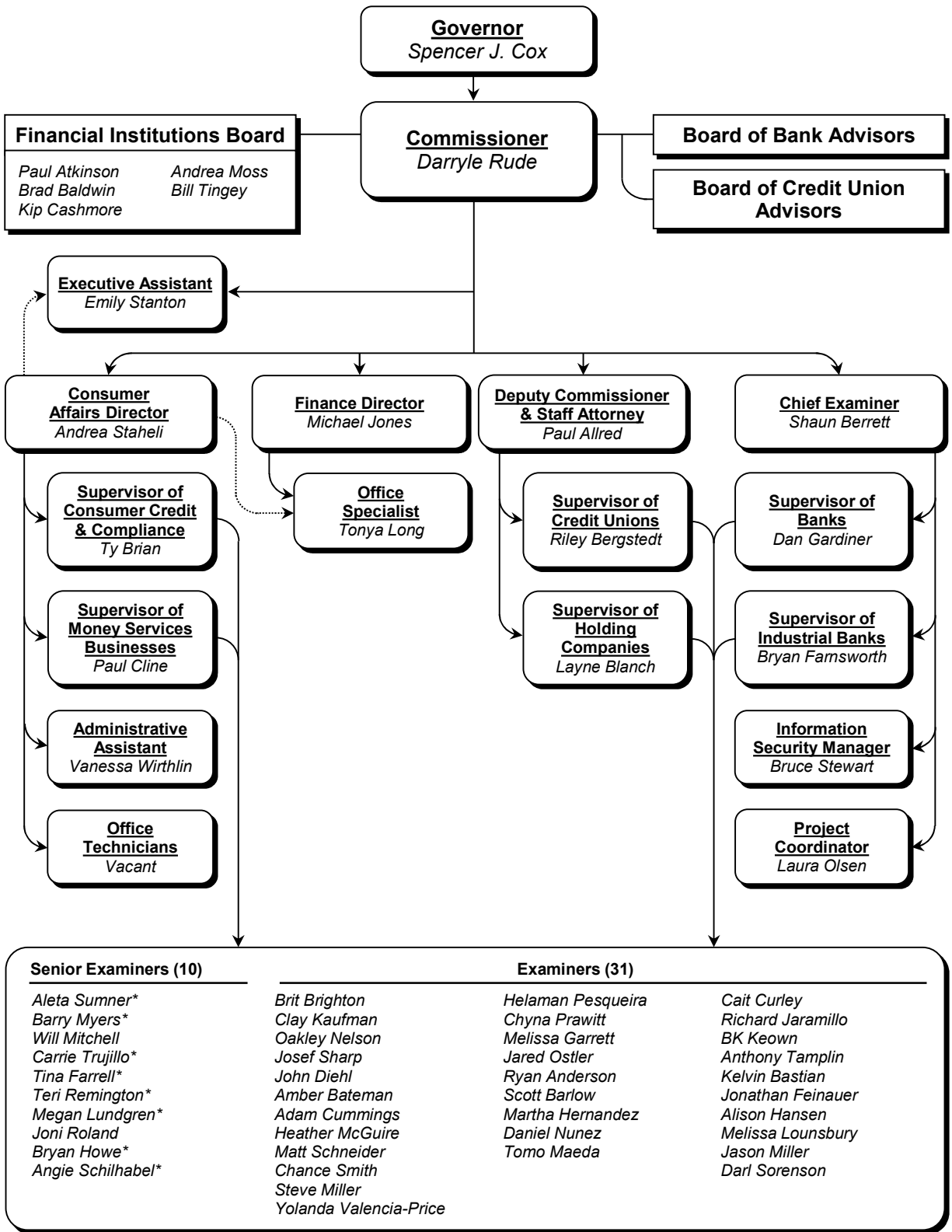
DATE	EVENT
2020 (Continued)	H.B. 459, 5th Substitute, "Financial Exploitation Prevention Act, enacts Chapter 26 of Title 7, containing definitions of a covered financial institution, vulnerable adult, and financial exploitation. The bill permits a covered financial institution to delay certain transactions and notify a law enforcement agency or Adult Protective Services under certain circumstances. It also grants immunity to a covered financial institution, except under certain circumstances. Effective May 12, 2020.
2021	H.B. 48, "Board of Financial Institutions Amendments" extended the statutory authority of the Board of Financial Institutions, under subsection 7-1-203, and established a new sunset provision of July 1, 2031. Effective May 5, 2021.
2022	H.B. 14, "Board of Bank Advisors Sunset Extension" extended the statutory authority of the Board of Bank Advisors, under subsection 7-3-40, and established a new sunset provision of July 1, 2032. Effective May 4, 2022. S.B. 183, "Financial Institutions Modifications" modified the definition of "control" by increasing the voting of any class of securities in a financial institution from 20 percent to 25 percent. Also enacted Chapter 27 of Title 7, Commercial Financing Registration and Disclosure Act, requiring persons who provide certain commercial financing products in Utah to register with the Department, beginning January 1, 2023, and make certain disclosures in connection with each product they provide. Effective May 4, 2022.
2023	H.B. 15, "Board of Credit Union Advisors Sunset Amendments" extended the statutory authority of the Board of Credit Union Advisors, under subsection 7-9-43, and established a new sunset provision of July 1, 2033. Effective May 3, 2023.
2024	H.B. 534, "Boards and Commissions Modifications" repealed the Board of Bank Advisors, under subsection 7-3-40, and the Board of Credit Union Advisors, under subsection 7-9-43. The bill also amended Section 203, Board of Financial Institutions, of Chapter 1, General Provisions, of Title 7, removing the political party affiliation requirement for members of the board. Effective October 1, 2024. S.B. 25, "Consumer Lender Notification Amendments" amends Section 202, Notification, of Chapter 8, Administration, of Title 70C, Utah Consumer Credit Code, requiring lenders to file their annual notification with the Department through the Nationwide Multistate Licensing System and Registry, described in 12 U.S.C. Sec. 5101. It also changed the notification filing date from on or before January 31st to on or before December 31st of each year. Effective May 1, 2024.

Department Commissioners

The following officials served as Bank Commissioner of the State of Utah and Commissioner of Financial Institutions for the years shown:

<u>Name</u>	<u>Dates</u>
Charles A. Glazier	1913 to 1917
W. E. Evans	1917 to 1919
N. T. Porter	1919 to 1921
Seth Pixton	1921 to 1929
W. H. Hadlock	1929 to 1932
J. A. Malia	1932 to 1935
R. F. Starley	1935 to 1945
J. M. Knapp	1945 to 1949
Roy W. Simmons	1949 to 1951
Louis S. Leatham	1951 to 1956
Seth H. Young	1956 to 1960
Spencer C. Taylor	1960 to 1965
W. S. Brimhall	1965 to 1979
M. D. Borthick	1979 to 1981
R. L. Burt (acting)	1981 to 1982
Elaine B. Weis	1982 to 1987
George Sutton	1987 to 1992
G. Edward Leary	1992 to 2022
Darryle P. Rude	2022 to date

Organizational Chart
September 15, 2024



* Dedicated Large Bank Examiner

Appropriations

July 1, 2023 to June 30, 2024

Total Appropriation for the Period Shown.....	\$10,281,300
--	---------------------

Expenditures

July 1, 2023 to June 30, 2024

Personnel Services	5,633,960
Employer's Contributions:	
Retirement.....	1,258,304
Other Employment Benefits	1,573,004
Travel Expense	258,001
Current Expense	410,325
Office Lease.....	319,341
Data Processing.....	301,875
Capital Outlay	- 0 -
Passthrough Payments.....	100,000
Total Expenditure	9,854,810
Balance of Appropriation Unexpended Lapsed to Restricted Fund.....	426,490
Total Expenditure for the Period Shown.....	\$10,281,300

Cash Receipts**July 1, 2023 to June 30, 2024**

Asset Based Fees:

Banks	\$ 4,643,262
Credit Unions	334,048
Industrial Banks.....	4,732,774

Annual Registration / Licensing Fees:

Regulated Lenders	112,700
Mortgage Servicers	66,000
Financial Institution Holding Companies	6,000
Money Management Certification.....	10,750
Money Transmitters.....	34,400
Check Cashers and Deferred Deposit Lenders.....	34,600

Application Fees:

Applications.....	10,000
Securities	- 0 -

Examination Fees:

Deferred Deposit Lenders, Title Lenders, and Trust Companies	72,659
--	--------

Miscellaneous Fees:

Miscellaneous	271,499
---------------------	---------

Total Deposited with the State Treasurer	\$10,328,692
---	---------------------

Accreditations

The Department of Financial Institutions was first accredited by the Conference of State Bank Supervisors (CSBS) in 1994 and by the National Association of State Credit Union Supervisors (NASCUS) in 1995. These professional organizations administer accreditation programs for its member states. The accreditation programs apply national standards for the regulation of banks and credit unions, respectively. Accreditation recognizes the professionalism and proficiency of the Department and its staff. In order to maintain its accredited status, the Department is reviewed annually and re-accredited every five years by both CSBS and NASCUS. The Department's last re-accreditation review was performed by both CSBS and NASCUS in March of 2020.

Utah Depository Institutions

Legal Holidays

Every Sunday is a legal holiday.

Utah Code, Section 7-1-808 designates Sundays as a day depository institutions shall be closed to the general public. It also allows a depository institution to elect to be open or closed on any other day of the year, including all state and federal holidays. The Board of Directors of each institution is responsible for designating the days that their depository institution will be closed to the general public.

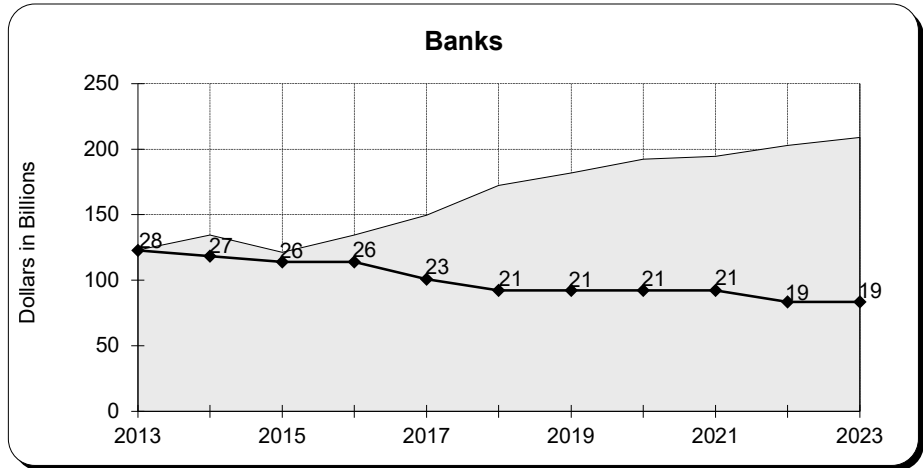
Department of Financial Institutions Official Website

dfi.utah.gov

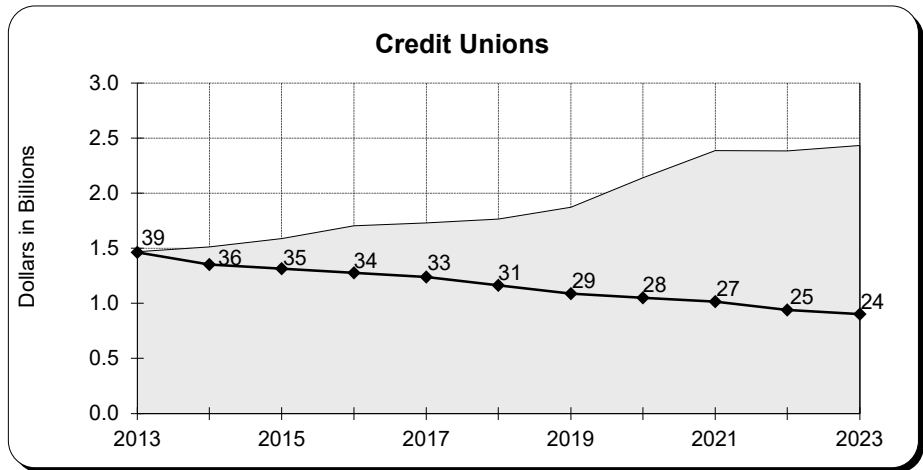
The department's website provides useful information for the general public and financial institutions within the State of Utah. It contains listings of financial institutions, mortgage and consumer lender information, downloadable forms, general information and links to other related sites.

Trend of Total Assets and Number of State Chartered Institutions
(Dollars in Thousands)

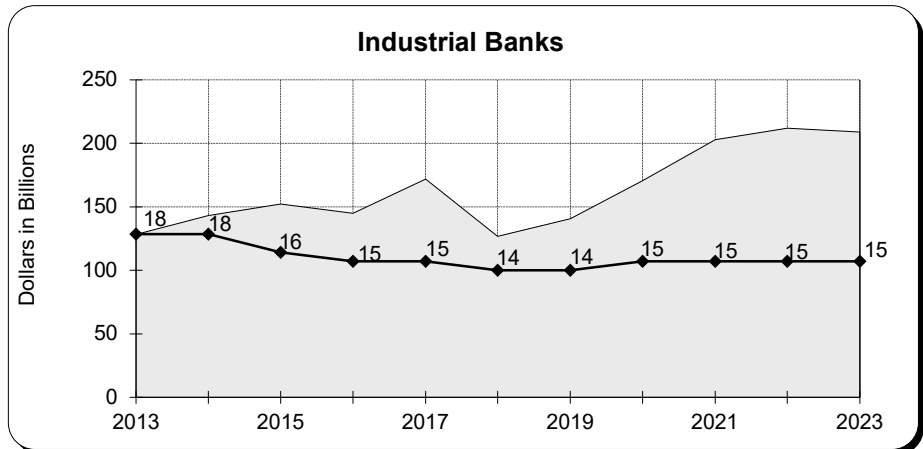
Year End	Banks	
	No.	Assets
2013	28	122,928,374
2014	27	134,394,781
2015	26	121,355,018
2016	26	134,369,174
2017	23	149,600,482
2018	21	172,305,778
2019	21	181,771,517
2020	21	192,248,494
2021	21	194,584,431
2022	19	202,906,500
2023	19	208,865,249



Year End	Credit Unions	
	No.	Assets
2013	39	1,468,979
2014	36	1,509,818
2015	35	1,587,072
2016	34	1,702,032
2017	33	1,730,375
2018	31	1,763,969
2019	29	1,871,812
2020	28	2,138,840
2021	27	2,387,249
2022	25	2,384,430
2023	24	2,434,189



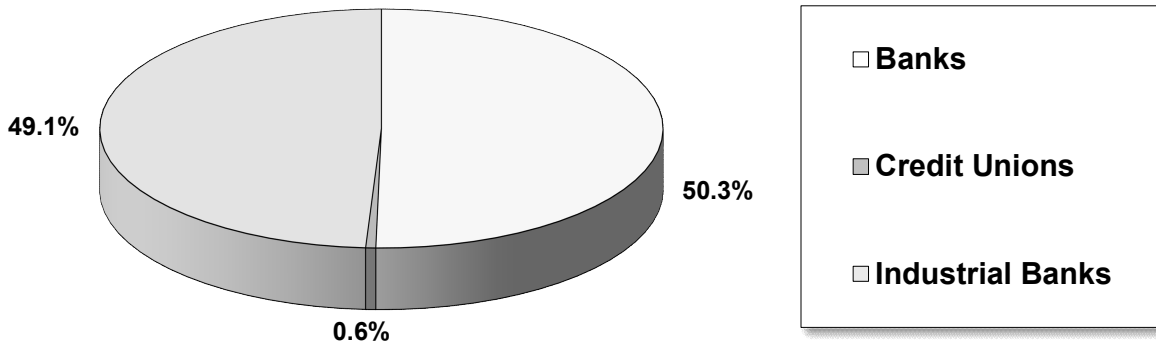
Year End	Industrial Banks	
	No.	Assets
2013	18	128,274,061
2014	18	143,027,910
2015	16	152,251,642
2016	15	144,899,026
2017	15	171,802,549
2018	14	126,833,483
2019	14	140,609,533
2020	15	170,717,032
2021	15	202,926,405
2022	15	211,997,376
2023	15	208,944,220



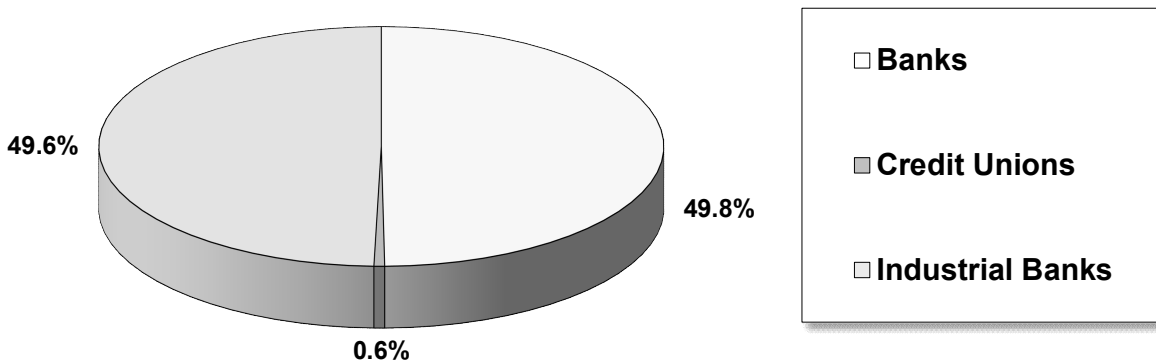
Comparative Schedule of State Chartered Institutions as of Fiscal Year-End
(Dollars in Thousands)

Industry	June 30, 2023			June 30, 2024			Increase or (Decrease)
	Number of		Total Assets	Number of		Total Assets	
	Institutions	Branches		Institutions	Branches		
State Banks.....	19	97	209,045,095	19	99	206,695,761	(2,349,334)
Credit Unions.....	24	31	2,392,865	24	31	2,526,955	134,090
Industrial Banks.....	15	0	203,921,820	15	0	205,658,966	1,737,146
TOTALS.....	58	128	415,359,780	58	130	414,881,682	(478,098)

Total Assets Distribution - June 30, 2023



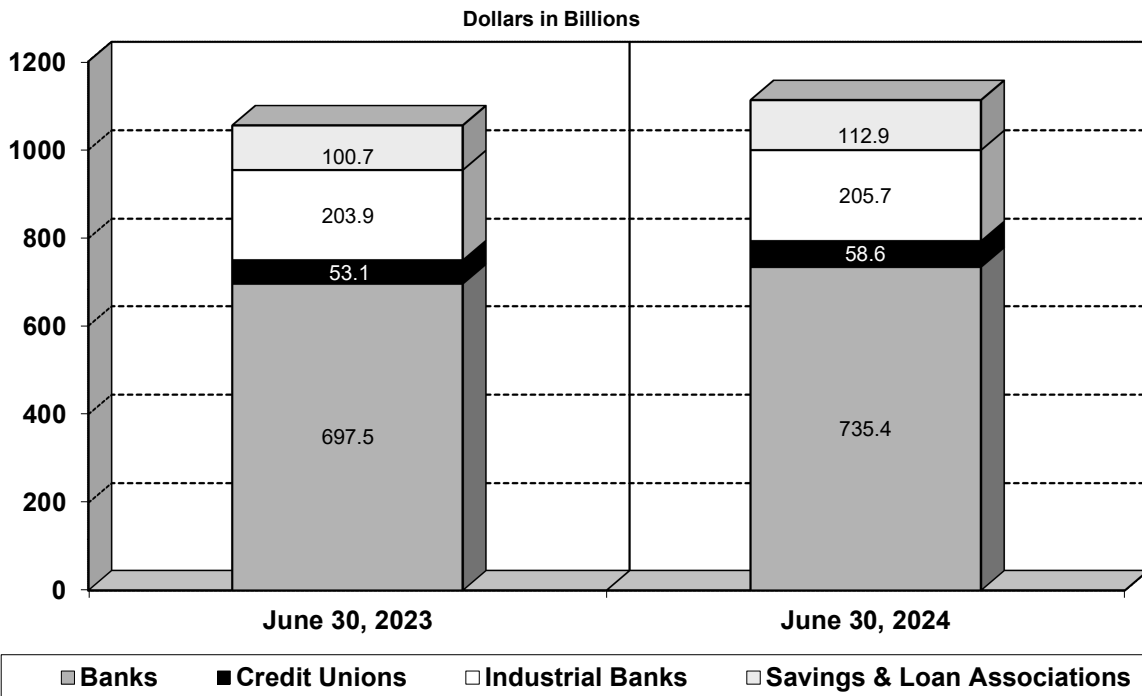
Total Assets Distribution - June 30, 2024



**Comparative Schedule of Utah Headquartered Depository Institutions
as of Fiscal Year-End**
(Dollars in Thousands)

	June 30, 2023		June 30, 2024		Percent of Change
	Number of Institutions	Total Assets	Number of Institutions	Total Assets	
<u>Commercial Banks</u>					
State.....	19	209,045,095	19	206,695,761	-1.1%
National.....	6	488,425,508	6	528,669,142	8.2%
Total.....	25	697,470,603	25	735,364,903	5.4%
<u>Credit Unions</u>					
State.....	24	2,392,865	24	2,526,955	5.6%
Federal.....	32	50,751,994	32	56,027,735	10.4%
Total.....	56	53,144,859	56	58,554,690	10.2%
<u>Industrial Banks</u>					
Total State.....	15	203,921,820	15	205,658,966	0.9%
<u>Savings & Loan Associations</u>					
Total Federal.....	1	100,739,000	1	112,875,000	12.0%
TOTALS.....	97	1,055,276,282	97	1,112,453,559	5.4%

Total Assets Comparison



**This Page
Intentionally
Left Blank**

Banks

State Chartered Banks
June 30, 2024

<u>Bank / Phone Number</u>	<u>Address</u>	<u>Organized</u>	<u>President</u>
Ally Bank 801-790-5000	200 West Civic Center Drive, Suite 201 Sandy, UT 84070	2004	Michael Rhodes, CEO
Bank of Utah 801-409-5000	2605 Washington Boulevard Ogden, UT 84401-0231	1952	Branden Hansen
Brighton Bank 801-943-6500	7101 Highland Drive Salt Lake City, UT 84121-3703	1978	Bruce Ashcroft, CEO
Cache Valley Bank 435-753-3020	101 North Main Street Logan, UT 84321-3917	1975	John T. Jones, CEO
Capital Community Bank 801-356-6699	3280 North University Avenue Provo, UT 84604	1993	Michael Watson, CEO
Central Bank 801-375-1000	75 North University Avenue Provo, UT 84601	1891	Mark W. Packard
Continental Bank 801-595-7000	15 West South Temple, Ste 300 Salt Lake City, UT 84101	2003	Nathan J. Morgan, CEO
FinWise Bank 801-545-6000	756 Winchester Street 1 st Floor Murray, UT 84107	2000	Kent Landvatter, CEO
First Utah Bank 801-272-9454	3826 South 2300 East Salt Lake City, UT 84109-3499	1978	Mark Zupon
Grand Valley Bank 435-654-7400	2 South Main Street Heber City, UT 84032	1983	David Armbruster
Green Dot Bank 801-374-9500	1675 North 200 West Provo, UT 84604-2540	1978	George Gresham, CEO
Holladay Bank & Trust 801-272-4275	2020 East 4800 South Holladay, UT 84117-5171	1973	Katie Spratling
Home Savings Bank 801-487-0811	3539 S Main Street Salt Lake City, UT 84165	1979*	John G. Sorensen Jr.
Liberty Bank 801-355-7411	79 South Main Street, Ste 400 Salt Lake City, UT 84111	1992*	N. George Daines, CEO
Prime Alliance Bank 801-296-2200	1868 South 500 West Woods Cross, UT 84087	2004	Michael Ward
State Bank of Southern Utah 435-865-2300	377 North Main Street Cedar City, UT 84720	1957	Eric J. Schmutz

* Date converted to a state chartered bank

State Chartered Banks

June 30, 2024

Bank / Phone Number	Address	Organized	President
Sunwest Bank 801-938-5523	10011 Centennial Parkway, Suite 450 Sandy, UT 84070	1970	Carson Lappetito
Transportation Alliance Bank, Inc. 801-624-5000	4185 Harrison Boulevard, Suite 200 Ogden, UT 84403	1998	Austin Strong, CEO
Utah Independent Bank 435-529-7459	55 South State Street Salina, UT 84654	1977	Spencer White

National Banks Headquartered in Utah
June 30, 2024

<u>Bank / Phone Number</u>	<u>Address</u>	<u>Organized</u>	<u>President</u>
American Express National Bank 801-945-2000	4315 South 2700 West Salt Lake City, UT 84184	1989	Anré Williams, CEO
LendingClub Bank, N.A. 800-242-0272	2701 North Thanksgiving Way, Suite 300 Lehi, UT 84043	2021	Scott Sanborn, CEO
Morgan Stanley Bank, N.A. 801-578-8000	201 South Main Street, 5 th Floor Salt Lake City, UT 84111	1990	Ted Pick, CEO
SoFi Bank, N.A. 530-742-3800	2750 East Cottonwood Parkway, Suite 350 Cottonwood Heights, UT 84121	1986	Anthony Noto, CEO
Varo Bank, N.A. 801-725-0965	11781 South Lone Peak Parkway Draper, UT 84020	2020	Colin Walsh, CEO
Zions Bancorporation, N.A. 801-524-2330	One South Main Street Salt Lake City, UT 84111-1923	1873	Paul E. Burdiss, CEO

Out of State Banks with Branches in Utah
June 30, 2024

<u>Bank / Phone Number</u>	<u>Address</u>	<u>Organized</u>	<u>Local Executive Officer</u>
Bank of America, N.A. ⁽¹⁾ 801-252-4112	100 North Tryon Street Charlotte, NC 28202	1984	Mori Paulsen
Banterra Bank ⁽²⁾ 385-645-3005	3201 Banterra Drive Marion, IL 62959	1955	Robert J. May
BMO Bank, N.A. ⁽³⁾ 801-531-3400	320 South Canal Street Chicago, IL 60606	1947	Darrel Hackett
D.L. Evans Bank ⁽⁴⁾ 208-678-9186	375 North Overland Burley, ID 83318	1904	John V. Evans, Jr.
Fortis Private Bank ⁽⁵⁾ 385-275-5603	1550 17 th Street, Suite 203 Devenor, CO 80202	1997	Chris Luce
Glacier Bank ⁽⁶⁾ 208-415-5310	49 Commons Loop KalisPELL, MT 59901	1955	Randy Chesler
Goldman Sachs Bank USA ⁽⁷⁾ 801-884-1500	200 West Street New York, NY 10282	2004	Carey Halio
JPMorgan Chase Bank, N.A. ⁽⁸⁾ 801-481-5000	1111 Polaris Parkway Columbus, OH 43240	1863	Phil Beck
KeyBank, N.A. ⁽⁹⁾ 801-535-1000	127 Public Square Cleveland, OH 44114	1849	Drew Yergensen
NBH Bank ⁽¹⁰⁾ 385-300-7250	7800 E Orchard Rd, Suite 200 Greenwood Village, CO 80111	2010	David Stahl
Stride Bank, N.A. ⁽¹¹⁾ 800-229-7497	324 West Broadway Ave Enid, OK 73701	1913	Brud Baker

(1) Bank of America, N.A. holds a federal charter and is headquartered in Charlotte, NC.

(2) Banterra Bank is chartered by the state of Illinois and is headquartered in Marion, IL.

(3) BMO Bank, N.A. holds a federal charter and is headquartered in Chicago, IL.

(4) D.L. Evans Bank is chartered by the state of Idaho and is headquartered in Burley, ID.

(5) Fortis Private Bank is chartered by the state of Colorado and is headquartered in Denver, CO.

(6) Glacier Bank is chartered by the state of Montana and is headquartered in Kalispell, MT. It operates branches in Utah under the names of First Community Bank and Altabank.

(7) Goldman Sachs Bank USA is chartered by the state of New York and is headquartered in New York City, NY.

(8) JPMorgan Chase Bank, N.A. holds a federal charter and is headquartered in Columbus, OH.

(9) KeyBank, N.A. holds a federal charter and is headquartered in Cleveland, OH.

(10) NBH Bank is chartered by the state of Colorado and is headquartered in Greenwood Village, CO. It operates branches in Utah under the name of Hillcrest Bank.

(11) Stride Bank, N.A. holds a federal charter and is headquartered in Enid, OK.

Out of State Banks with Branches in Utah (Continued)
June 30, 2024

<u>Bank / Phone Number</u>	<u>Address</u>	<u>Organized</u>	<u>Local Executive Officer</u>
U.S. Bank, N.A. ⁽¹²⁾ 801-534-6071	1014 Vine Street Cincinnati, OH 45202	1929	Kevin Krohn
Umpqua Bank ⁽¹³⁾ 385-425-7321	445 SE Main Street Roseburg, OR 97470	1953	Clint Stein
Washington Federal Bank ⁽¹⁴⁾ 801-366-2238	425 Pike Street Seattle, WA 98101	1917	Brent Beardall
Wells Fargo Bank, N.A. ⁽¹⁵⁾ 801-246-5526	101 N Phillips Ave Sioux Falls, SD 57104	1852	Matthew D. Bloye

(12) U.S. Bank, N.A. holds a federal charter and is headquartered in Cincinnati, OH.

(13) Umpqua Bank is chartered by the state of Oregon and is headquartered in Roseburg, OR.

(14) Washington Federal Bank is chartered by the state of Washington and is headquartered in Seattle, WA.

(15) Wells Fargo Bank, N.A. holds a federal charter and is headquartered in Sioux Falls, SD.

Branches of State Chartered Banks

Ninety-Nine Branches of Nineteen State Banks

June 30, 2024

Name of Bank Branch	City	County
Ally Bank	Sandy	Salt Lake
Bank of Utah	Ogden.....	Weber
Ben Lomond.....	Ogden.....	Weber
Bountiful	Bountiful	Davis
Brigham City.....	Brigham City.....	Weber
City Creek	Salt Lake City	Salt Lake
Heber City	Heber City	Wasatch
Layton.....	Layton.....	Davis
Lindon.....	Lindon.....	Utah
Logan	Logan	Cache
Orem	Orem	Utah
Providence	Providence	Cache
Provo.....	Provo.....	Utah
Redwood Road	Salt Lake City	Salt Lake
Roy	Roy	Weber
Sandy	Sandy	Salt Lake
South Ogden	South Ogden	Weber
St. George.....	St. George.....	Washington
Tremonton.....	Tremonton.....	Box Elder
Brighton Bank	Salt Lake City	Salt Lake
City Center	Salt Lake City	Salt Lake
Midtown	Salt Lake City	Salt Lake
South Salt Lake.....	Salt Lake City	Salt Lake
South Town	Draper	Salt Lake
Cache Valley Bank.....	Logan	Cache
Bountiful	Bountiful	Davis
Ephraim.....	Ephraim.....	Sanpete
Fairview	Fairview.....	Sanpete
Hyrum.....	Hyrum.....	Cache
Layton.....	Layton.....	Davis
Loa	Loa	Wayne
Logan-Mall	Logan	Cache
Logan-South Main.....	Logan	Cache
Mt. Pleasant	Mt. Pleasant	Sanpete
Nephi.....	Nephi.....	Juab
North Logan	Logan	Cache
Ogden.....	Ogden.....	Weber
Preston	Preston	Franklin, ID
Price	Price	Carbon
Salt Lake City	Salt Lake City	Salt Lake
Smithfield	Smithfield	Cache
St. George-River Road.....	St. George.....	Washington
St. George-Sunset	St. George.....	Washington
St. George-Tabernacle.....	St. George.....	Washington
Washington	Washington	Washington
Capital Community Bank	Provo	Utah
Orem	Orem	Utah
Pleasant Grove	Pleasant Grove	Utah
Salem	Salem	Utah

Branches of State Chartered Banks

Ninety-Nine Branches of Nineteen State Banks

June 30, 2024

Name of Bank Branch	City	County
Capital Community Bank <i>(Continued)</i>		
Sandy	Sandy	Salt Lake
St. George	St. George	Washington
Central Bank	Provo	Utah
American Fork	American Fork	Utah
Lehi	Lehi	Utah
Mapleton	Mapleton	Utah
Orem	Orem	Utah
Payson	Payson	Utah
Pleasant Grove	Pleasant Grove	Utah
Riverside Plaza	Provo	Utah
Saratoga Springs	Saratoga Springs	Utah
Spanish Fork	Spanish Fork	Utah
Springville	Springville	Utah
Traverse Mountain	Lehi	Utah
Continental Bank	Salt Lake City	Salt Lake
FinWise Bank	Murray	Salt Lake
Sandy	Sandy	Salt Lake
First Utah Bank	Salt Lake City	Salt Lake
City Center	Salt Lake City	Salt Lake
International	West Valley	Salt Lake
Lehi	Lehi	Utah
Midvale	Midvale	Salt Lake
Riverton	Riverton	Salt Lake
Sandy	Sandy	Salt Lake
Grand Valley Bank	Heber City	Wasatch
Collbran	Collbran	Mesa, CO
Fruita	Fruita	Mesa, CO
Grand Junction	Grand Junction	Mesa, CO
Grand Junction Main	Grand Junction	Mesa, CO
Midway	Midway	Wasatch
Palisade	Palisade	Mesa, CO
Park City	Park City	Summit
Vernal	Vernal	Uintah
Green Dot Bank	Provo	Utah
Holladay Bank & Trust	Holladay	Salt Lake
Home Savings Bank	South Salt Lake	Salt Lake
Liberty Bank	Salt Lake City	Salt Lake
Prime Alliance Bank	Woods Cross	Davis
State Bank of Southern Utah	Cedar City	Iron
Circleville	Circleville	Piute
Delta	Delta	Millard
Escalante	Escalante	Garfield
Fillmore	Fillmore	Millard
Gunnison	Gunnison	Sanpete
Hurricane	Hurricane	Washington
Kanab	Kanab	Kane
Orderville	Orderville	Kane
Parowan	Parowan	Iron

Branches of State Chartered Banks
Ninety-Nine Branches of Nineteen State Banks
 June 30, 2024

<u>Name of Bank Branch</u>	<u>City</u>	<u>County</u>
State Bank of Southern Utah <i>(Continued)</i>		
Richfield	Richfield	Sevier
Santa Clara	Santa Clara	Washington
South Interchange	Cedar City	Iron
St. George	St. George	Washington
St. George River Road	St. George	Washington
Tropic	Tropic	Garfield
Washington Fields	St. George	Washington
Sunwest Bank		
Boise	Sandy	Salt Lake
Flagstaff	Boise	Ada, ID
Irvine	Flagstaff	Coconino, AZ
Middleton	Irvine	Orange, CA
San Clemente	Middleton	Canyon, ID
Sarasota	San Clemente	Orange, CA
Scottsdale	Sarasota	Sarasota, FL
Tustin	Scottsdale	Maricopa, AZ
Transportation Alliance Bank, Inc.	Tustin	Orange, CA
Utah Independent Bank	Ogden	Weber
Beaver	Salina	Sevier
Milford	Beaver	Beaver
Monroe	Milford	Beaver
	Monroe	Sevier

State Bank Members of Federal Reserve System
 June 30, 2024

	<u>Location</u>
Ally Bank	Sandy
Green Dot Bank	Provo
Utah Independent Bank	Salina

Changes in State Chartered Banks

<u>State Banks and Branches:</u>	<u>June 30, 2023</u>	<u>June 30, 2024</u>
State Banks.....	19	19
Branches	97	99

<u>Branch Offices Approved And Opened:</u>	<u>Date Approved</u>	<u>Date Opened</u>
Central Bank, Saratoga Springs	09-30-22	08-04-23
State Bank of Southern Utah, St. George	04-18-22	05-28-24

<u>Branch Offices Approved But Not Opened:</u>	<u>Date Approved</u>
Cache Valley Bank, Cedar City	05-02-24

<u>Main Offices Relocated:</u>	<u>To:</u>	<u>Date Approved</u>
Liberty Bank, Inc, Salt Lake City	79 South Main Street, Salt Lake City	06-21-24

<u>Whole Bank Acquisition:</u>	<u>Date Approved</u>	<u>Date Closed</u>
Liberty Bank, Inc. acquired by Cache Valley Banking Company	04-18-24	04-22-24

State Chartered Banks
June 30, 2024

19 Reporting Figures In Thousands of Dollars	Total State Banks	Ally Bank	Bank of Utah	Brighton Bank	Cache Valley Bank	Capital Community Bank
ASSETS						
Cash and Due.....	9,491,666	6,776,000	326,997	31,677	263,692	109,391
Securities.....	29,134,171	23,779,000	326,755	52,992	170,867	50,022
Federal Funds Sold.....	81,802	0	149	619	6,150	0
Loan & Lease Financing Receivables.....	153,701,670	138,890,000	2,488,702	193,063	2,396,355	753,233
LESS: Allowance for Losses.....	3,870,728	3,587,000	32,195	2,668	31,006	22,348
Trading Assets.....	5,000	5,000	0	0	0	0
Premises and Fixed Assets.....	1,065,947	786,000	38,127	5,405	63,803	13,581
Other Real Estate Owned.....	25,860	1,000	0	0	1,869	0
Investments in Unconsolidated Subs.....	583,554	517,000	32,942	0	24,641	8,971
Investments in RE Ventures.....	1,993,905	1,991,000	0	0	0	0
Intangible Assets.....	602,535	559,000	8,940	0	50	302
Other Assets.....	13,880,379	12,252,000	92,284	9,782	26,336	36,002
TOTAL ASSETS.....	<u>206,695,761</u>	<u>181,969,000</u>	<u>3,282,701</u>	<u>290,870</u>	<u>2,922,757</u>	<u>949,154</u>
LIABILITIES						
Deposits (Noninterest-Bearing).....	9,198,160	302,000	773,407	98,553	747,202	128,011
Deposits (Interest-Bearing).....	167,116,559	155,254,000	1,814,886	152,132	1,818,243	674,977
Federal Funds Purchased.....	1,772,008	1,547,000	117,497	0	0	0
Trading Liabilities.....	0	0	0	0	0	0
Other Borrowed Money.....	8,790,546	7,663,000	156,064	10,000	2,165	0
Notes and Subordinated Debentures.....	0	0	0	0	0	0
Other Liabilities.....	3,353,477	3,023,000	34,046	2,069	22,941	11,151
TOTAL LIABILITIES.....	<u>190,230,750</u>	<u>167,789,000</u>	<u>2,895,900</u>	<u>262,754</u>	<u>2,590,551</u>	<u>814,139</u>
EQUITY CAPITAL						
Perpetual Preferred Stock.....	0	0	0	0	0	0
Common Stock.....	135,042	1,000	3,656	500	6,582	35,290
Surplus.....	15,527,187	15,140,000	117,706	5,007	25,920	0
Undivided Profits.....	802,782	(961,000)	265,439	22,609	299,704	99,725
TOTAL EQUITY CAPITAL.....	<u>16,465,011</u>	<u>14,180,000</u>	<u>386,801</u>	<u>28,116</u>	<u>332,206</u>	<u>135,015</u>
TOTAL LIABILITIES & EQUITY.....	<u>206,695,761</u>	<u>181,969,000</u>	<u>3,282,701</u>	<u>290,870</u>	<u>2,922,757</u>	<u>949,154</u>

State Chartered Banks
June 30, 2024

19 Reporting Figures In Thousands of Dollars	Central Bank	Continental Bank	FinWise Bank	First Utah Bank	Grand Valley Bank	Green Dot Bank	Holladay Bank & Trust
ASSETS							
Cash and Due.....	23,660	1,740	89,009	40,266	19,468	1,425,607	16,945
Securities.....	665,124	11,715	13,942	122,271	247,660	2,129,843	1,030
Federal Funds Sold.....	14,600	10,969	0	0	0	0	37
Loan & Lease Financing Receivables....	1,230,056	145,415	478,182	561,191	284,105	40,207	41,921
LESS: Allowance for Losses.....	36,650	3,721	13,127	6,588	5,215	7,202	673
Trading Assets.....	0	0	0	0	0	0	0
Premises and Fixed Assets.....	32,504	1,414	8,019	14,896	8,849	275	182
Other Real Estate Owned.....	504	0	0	0	0	0	0
Investments in Unconsolidated Subs.....	0	0	0	0	0	0	0
Investments in RE Ventures.....	0	0	0	2,905	0	0	0
Intangible Assets.....	7,807	0	5,242	1,664	784	10,971	0
Other Assets.....	43,037	6,814	26,047	16,058	13,955	1,044,386	2,197
TOTAL ASSETS.....	1,980,642	174,346	607,314	752,663	569,606	4,644,087	61,639
LIABILITIES							
Deposits (Noninterest-Bearing).....	533,358	7,609	138,319	155,727	176,720	4,331,980	13,697
Deposits (Interest-Bearing).....	979,176	112,486	322,112	469,704	349,286	102,808	36,144
Federal Funds Purchased.....	52,603	12,908	0	0	0	0	0
Trading Liabilities.....	0	0	0	0	0	0	0
Other Borrowed Money.....	150,000	12,363	127	45,000	0	0	0
Notes and Subordinated Debentures.....	0	0	0	0	0	0	0
Other Liabilities.....	16,987	1,919	15,610	9,263	2,589	102,192	610
TOTAL LIABILITIES.....	1,732,124	147,285	476,168	679,694	528,595	4,536,980	50,451
EQUITY CAPITAL							
Perpetual Preferred Stock.....	0	0	0	0	0	0	0
Common Stock.....	528	737	438	41,064	1,701	0	1,050
Surplus.....	1,572	12,493	10,764	5,182	3,562	125,464	358
Undivided Profits.....	246,418	13,831	119,944	26,723	35,748	(18,357)	9,780
TOTAL EQUITY CAPITAL.....	248,518	27,061	131,146	72,969	41,011	107,107	11,188
TOTAL LIABILITIES & EQUITY.....	1,980,642	174,346	607,314	752,663	569,606	4,644,087	61,639

State Chartered Banks
June 30, 2024

19 Reporting Figures In Thousands of Dollars	Home Savings Bank	Liberty Bank	Prime Alliance Bank	State Bank of Southern Utah	Sunwest Bank	Transportation Alliance Bank	Utah Independent Bank
ASSETS							
Cash and Due.....	13,470	4,571	7,225	85,409	110,576	139,767	6,196
Securities.....	0	518	128,496	708,158	582,319	120,437	23,022
Federal Funds Sold.....	999	0	24,205	2,727	0	5,493	15,854
Loan & Lease Financing Receivables....	111,811	7,217	602,498	1,593,332	2,549,583	1,240,878	93,921
LESS: Allowance for Losses.....	1,117	266	24,014	20,134	47,453	28,183	1,168
Trading Assets.....	0	0	0	0	0	0	0
Premises and Fixed Assets.....	1,356	0	505	47,190	26,022	16,840	979
Other Real Estate Owned.....	0	0	0	0	16,187	6,300	0
Investments in Unconsolidated Subs.....	0	0	0	0	0	0	0
Investments in RE Ventures.....	0	0	0	0	0	0	0
Intangible Assets.....	0	0	0	7,052	27	696	0
Other Assets.....	2,746	347	6,940	83,424	141,925	71,005	5,094
TOTAL ASSETS.....	129,265	12,387	745,855	2,507,158	3,379,186	1,573,233	143,898
LIABILITIES							
Deposits (Noninterest-Bearing).....	0	758	22,755	526,857	1,185,276	13,187	42,744
Deposits (Interest-Bearing).....	86,869	9,789	645,040	1,503,648	1,395,870	1,310,101	79,288
Federal Funds Purchased.....	0	0	0	42,000	0	0	0
Trading Liabilities.....	0	0	0	0	0	0	0
Other Borrowed Money.....	22,670	0	0	190,000	482,940	56,217	0
Notes and Subordinated Debentures.....	0	0	0	0	0	0	0
Other Liabilities.....	1,333	157	3,310	25,241	35,565	43,800	1,694
TOTAL LIABILITIES.....	110,872	10,704	671,105	2,287,746	3,099,651	1,423,305	123,726
EQUITY CAPITAL							
Perpetual Preferred Stock.....	0	0	0	0	0	0	0
Common Stock.....	500	5,125	243	255	35,701	0	672
Surplus.....	350	4,383	24,926	5,665	0	43,146	689
Undivided Profits.....	17,543	(7,825)	49,581	213,492	243,834	106,782	18,811
TOTAL EQUITY CAPITAL.....	18,393	1,683	74,750	219,412	279,535	149,928	20,172
TOTAL LIABILITIES & EQUITY.....	129,265	12,387	745,855	2,507,158	3,379,186	1,573,233	143,898

Nationally Chartered Banks Headquartered in Utah
June 30, 2024

6 Reporting Figures In Thousands of Dollars	Total National Banks	American Express National Bank	LendingClub Bank N.A.	Morgan Stanley Bank	SoFi Bank N.A.
ASSETS					
Cash and Due.....	61,049,493	43,760,809	917,693	10,954,000	2,304,287
Securities.....	99,508,687	240,777	2,814,383	75,221,000	1,426,016
Federal Funds Sold.....	10,531,548	0	0	9,596,000	0
Loan & Lease Financing Receivables.....	319,223,037	149,464,809	5,350,275	83,045,000	22,768,854
LESS: Allowance for Losses.....	6,797,448	5,167,118	228,909	650,000	51,909
Trading Assets.....	26,962,270	0	0	26,907,000	31,367
Premises and Fixed Assets.....	1,208,573	0	6,483	0	3,116
Other Real Estate Owned.....	4,149	0	0	0	0
Investments in Unconsolidated Subs.....	212,566	71,460	0	0	0
Investments in RE Ventures.....	3,918,578	1,584,627	0	2,060,000	0
Intangible Assets.....	1,438,097	9,005	133,073	0	206,128
Other Assets.....	11,409,592	2,311,650	431,576	4,388,000	673,492
TOTAL ASSETS.....	<u>528,669,142</u>	<u>192,276,019</u>	<u>9,424,574</u>	<u>211,521,000</u>	<u>27,361,351</u>
LIABILITIES					
Deposits (Noninterest-Bearing).....	27,299,031	301,109	456,180	1,583,000	59,013
Deposits (Interest-Bearing).....	399,502,376	148,403,295	7,759,632	170,616,000	23,059,938
Federal Funds Purchased.....	97,437	0	0	0	0
Trading Liabilities.....	89,000	0	0	89,000	0
Other Borrowed Money.....	33,677,347	15,425,793	0	12,961,000	0
Notes and Subordinated Debentures.....	1,341,826	800,000	0	0	0
Other Liabilities.....	15,255,118	10,156,506	143,986	3,038,000	437,620
TOTAL LIABILITIES.....	<u>477,262,135</u>	<u>175,086,703</u>	<u>8,359,798</u>	<u>188,287,000</u>	<u>23,556,571</u>
EQUITY CAPITAL					
Perpetual Preferred Stock.....	439,630	0	0	0	0
Common Stock.....	198	50	0	0	0
Surplus.....	18,952,036	4,410,833	839,334	8,005,000	3,177,176
Undivided Profits.....	32,015,143	12,778,433	225,442	15,229,000	627,604
TOTAL EQUITY CAPITAL.....	<u>51,407,007</u>	<u>17,189,316</u>	<u>1,064,776</u>	<u>23,234,000</u>	<u>3,804,780</u>
TOTAL LIABILITIES & EQUITY.....	<u>528,669,142</u>	<u>192,276,019</u>	<u>9,424,574</u>	<u>211,521,000</u>	<u>27,361,351</u>

Nationally Chartered Banks Headquartered in Utah
June 30, 2024

6 Reporting Figures In Thousands of Dollars	Varo Bank N.A.	Zions Bancorporation N.A.
ASSETS		
Cash and Due.....	327,528	2,785,176
Securities.....	51,236	19,755,275
Federal Funds Sold.....	0	935,548
Loan & Lease Financing Receivables.....	66,718	58,527,381
LESS: Allowance for Losses.....	3,841	695,671
Trading Assets.....	0	23,903
Premises and Fixed Assets.....	2,778	1,196,196
Other Real Estate Owned.....	0	4,149
Investments in Unconsolidated Subs.....	0	141,106
Investments in RE Ventures.....	0	273,951
Intangible Assets.....	11,873	1,078,018
Other Assets.....	24,117	3,580,757
TOTAL ASSETS.....	<u>480,409</u>	<u>87,605,789</u>
LIABILITIES		
Deposits (Noninterest-Bearing).....	168,067	24,731,662
Deposits (Interest-Bearing).....	171,149	49,492,362
Federal Funds Purchased.....	0	97,437
Trading Liabilities.....	0	0
Other Borrowed Money.....	0	5,290,554
Notes and Subordinated Debentures.....	0	541,826
Other Liabilities.....	51,652	1,427,354
TOTAL LIABILITIES.....	<u>390,868</u>	<u>81,581,195</u>
EQUITY CAPITAL		
Perpetual Preferred Stock.....	0	439,630
Common Stock.....	0	148
Surplus.....	807,059	1,712,634
Undivided Profits.....	(717,518)	3,872,182
TOTAL EQUITY CAPITAL.....	<u>89,541</u>	<u>6,024,594</u>
TOTAL LIABILITIES & EQUITY.....	<u>480,409</u>	<u>87,605,789</u>

Out-of-State Banks with Branches in Utah
June 30, 2024

15 Reporting Figures In Thousands of Dollars	Total Non-Utah Banks	Bank of America N.A.	Banterra Bank	BMO Bank N.A.	D. L. Evans Bank
ASSETS					
Cash and Due.....	1,309,474,827	308,640,000	39,734	24,320,538	149,639
Securities.....	2,187,372,020	849,966,000	533,994	63,123,384	1,306,872
Federal Funds Sold.....	476,719,365	52,997,000	0	49,490	0
Loan & Lease Financing Receivables.....	4,176,624,318	1,054,531,000	2,344,062	148,664,037	1,555,625
LESS: Allowance for Losses.....	66,824,002	13,209,000	20,936	2,314,054	21,899
Trading Assets.....	718,458,725	105,408,000	0	265,036	0
Premises and Fixed Assets.....	64,725,479	18,913,000	27,641	2,095,305	60,787
Other Real Estate Owned.....	952,646	268,000	0	35,040	0
Investments in Unconsolidated Subs.....	38,609,806	13,050,000	0	17,645	0
Investments in RE Ventures.....	35,486,608	16,997,000	0	0	0
Intangible Assets.....	178,650,583	58,506,000	10,686	13,135,829	0
Other Assets.....	446,255,199	84,517,000	94,251	12,606,812	107,033
TOTAL ASSETS.....	9,566,505,574	2,550,584,000	3,029,432	261,999,062	3,158,057
LIABILITIES					
Deposits (Noninterest-Bearing).....	1,829,880,140	586,080,000	473,433	46,608,126	921,873
Deposits (Interest-Bearing).....	5,465,338,845	1,432,806,000	2,218,547	160,195,100	1,732,032
Federal Funds Purchased.....	349,044,673	146,124,000	0	526,382	127,960
Trading Liabilities.....	204,156,591	30,866,000	0	405,952	0
Other Borrowed Money.....	460,123,361	65,115,000	116,290	14,961,274	90,000
Notes and Subordinated Debentures.....	18,564,702	1,424,000	14,903	500,000	0
Other Liabilities.....	335,937,915	48,813,000	21,330	5,556,852	24,840
TOTAL LIABILITIES.....	8,663,046,227	2,311,228,000	2,844,503	228,753,686	2,896,705
EQUITY CAPITAL					
Perpetual Preferred Stock.....	0	0	0	0	0
Common Stock.....	17,688,974	3,020,000	800	510,186	901
Surplus.....	524,520,128	176,744,000	81,833	29,645,089	104,625
Undivided Profits.....	361,250,245	59,592,000	102,296	3,090,101	155,826
TOTAL EQUITY CAPITAL.....	903,459,347	239,356,000	184,929	33,245,376	261,352
TOTAL LIABILITIES & EQUITY.....	9,566,505,574	2,550,584,000	3,029,432	261,999,062	3,158,057
*Deposits in Utah if available.....	48,343,303			246,953	65,860

*Call report information is on a consolidated basis and does not distinguish Utah deposits. However, out-of-state financial institutions that participate in the Money Management Council's public funds program provide Utah deposit information.

Out-of-State Banks with Branches in Utah
June 30, 2024

15 Reporting Figures In Thousands of Dollars	Fortis Private Bank	Glacier Bank	Goldman Sachs Bank USA	JP Morgan Chase Bank N.A.	KeyBank N.A.
ASSETS					
Cash and Due.....	31,126	800,775	125,539,000	531,092,000	16,861,177
Securities.....	207,456	7,900,785	57,580,000	594,648,000	45,433,646
Federal Funds Sold.....	0	0	47,502,000	330,091,000	5,648
Loan & Lease Financing Receivables.....	969,310	16,891,736	174,571,000	1,333,973,000	107,886,092
LESS: Allowance for Losses.....	8,435	200,955	3,907,000	22,928,000	1,561,628
Trading Assets.....	2,032	0	87,390,000	460,657,000	232,375
Premises and Fixed Assets.....	6,660	448,761	358,000	25,770,000	1,067,254
Other Real Estate Owned.....	0	432	0	287,000	22,971
Investments in Unconsolidated Subs.....	0	194,278	0	3,566,000	2
Investments in RE Ventures.....	0	0	0	16,303,000	2,186,608
Intangible Assets.....	0	1,078,989	1,233,000	50,493,000	3,231,449
Other Assets.....	36,095	670,457	53,622,000	186,584,000	9,597,648
TOTAL ASSETS.....	<u>1,244,244</u>	<u>27,785,258</u>	<u>543,888,000</u>	<u>3,510,536,000</u>	<u>184,963,242</u>
LIABILITIES					
Deposits (Noninterest-Bearing).....	426,408	6,102,900	26,000	662,832,000	28,163,242
Deposits (Interest-Bearing).....	585,417	14,161,452	373,245,000	1,825,399,000	121,110,567
Federal Funds Purchased.....	0	1,629,504	24,472,000	154,625,000	25,430
Trading Liabilities.....	2,031	0	24,589,000	122,709,000	1,205,618
Other Borrowed Money.....	118,034	2,438,149	21,050,000	252,984,000	14,548,422
Notes and Subordinated Debentures.....	0	0	21,000	252,000	1,852,799
Other Liabilities.....	11,477	318,588	40,970,000	177,507,000	3,009,548
TOTAL LIABILITIES.....	<u>1,143,367</u>	<u>24,650,593</u>	<u>484,373,000</u>	<u>3,196,308,000</u>	<u>169,915,626</u>
EQUITY CAPITAL					
Perpetual Preferred Stock.....	0	0	0	0	0
Common Stock.....	563	20	8,000,000	2,028,000	50,000
Surplus.....	79,074	2,664,569	35,901,000	119,359,000	10,312,171
Undivided Profits.....	21,240	470,076	15,614,000	192,841,000	4,685,445
TOTAL EQUITY CAPITAL.....	<u>100,877</u>	<u>3,134,665</u>	<u>59,515,000</u>	<u>314,228,000</u>	<u>15,047,616</u>
TOTAL LIABILITIES & EQUITY.....	<u>1,244,244</u>	<u>27,785,258</u>	<u>543,888,000</u>	<u>3,510,536,000</u>	<u>184,963,242</u>
*Deposits in Utah if available.....	42,475	3,391,213		23,136,277	3,215,609

*Call report information is on a consolidated basis and does not distinguish Utah deposits. However, out-of-state financial institutions that participate in the Money Management Council's public funds program provide Utah deposit information.

Out-of-State Banks with Branches in Utah
June 30, 2024

15 Reporting Figures In Thousands of Dollars	NBH Bank	Stride Bank N.A.	U.S. Bank N.A.	Umpqua Bank	Washington Federal Bank
ASSETS					
Cash and Due.....	128,533	692,136	65,583,177	2,072,488	2,492,504
Securities.....	1,245,032	216,809	160,641,278	8,567,358	2,876,406
Federal Funds Sold.....	0	0	56,225	2	0
Loan & Lease Financing Receivables.....	7,740,776	3,067,238	378,714,951	37,766,297	21,549,194
LESS: Allowance for Losses.....	96,455	17,012	7,549,133	418,671	203,824
Trading Assets.....	8,782	0	2,728,433	15,067	0
Premises and Fixed Assets.....	205,629	9,277	3,567,872	439,763	244,530
Other Real Estate Owned.....	1,526	0	22,629	2,839	4,209
Investments in Unconsolidated Subs.....	0	0	236,452	210,429	0
Investments in RE Ventures.....	0	0	0	0	0
Intangible Assets.....	367,326	1,171	18,062,202	1,687,676	452,255
Other Assets.....	333,073	44,155	42,859,789	1,699,958	1,148,928
TOTAL ASSETS.....	<u>9,934,222</u>	<u>4,013,774</u>	<u>664,923,875</u>	<u>52,043,206</u>	<u>28,564,202</u>
LIABILITIES					
Deposits (Noninterest-Bearing).....	2,376,330	3,353,866	87,555,336	13,540,363	2,701,263
Deposits (Interest-Bearing).....	6,129,143	368,479	446,291,838	28,041,655	18,661,615
Federal Funds Purchased.....	19,465	0	569,072	197,860	0
Trading Liabilities.....	10,065	0	4,795,925	0	0
Other Borrowed Money.....	66,113	0	36,537,517	3,901,047	3,934,515
Notes and Subordinated Debentures.....	0	0	4,600,000	0	0
Other Liabilities.....	195,903	24,939	21,779,953	1,026,942	270,543
TOTAL LIABILITIES.....	<u>8,797,019</u>	<u>3,747,284</u>	<u>602,129,641</u>	<u>46,707,867</u>	<u>25,567,936</u>
EQUITY CAPITAL					
Perpetual Preferred Stock.....	0	0	0	0	0
Common Stock.....	1	950	18,200	3,540,353	0
Surplus.....	789,688	112,480	29,946,193	3,129,738	799,668
Undivided Profits.....	347,514	153,060	32,829,841	(1,334,752)	2,196,598
TOTAL EQUITY CAPITAL.....	<u>1,137,203</u>	<u>266,490</u>	<u>62,794,234</u>	<u>5,335,339</u>	<u>2,996,266</u>
TOTAL LIABILITIES & EQUITY.....	<u>9,934,222</u>	<u>4,013,774</u>	<u>664,923,875</u>	<u>52,043,206</u>	<u>28,564,202</u>
*Deposits in Utah if available.....	570,600		3,143,000		431,597

*Call report information is on a consolidated basis and does not distinguish Utah deposits. However, out-of-state financial institutions that participate in the Money Management Council's public funds program provide Utah deposit information.

Out-of-State Banks with Branches in Utah
June 30, 2024

15 Reporting Figures In Thousands of Dollars	Wells Fargo Bank N.A.
ASSETS	
Cash and Due.....	231,032,000
Securities.....	393,125,000
Federal Funds Sold.....	46,018,000
Loan & Lease Financing Receivables.....	886,400,000
LESS: Allowance for Losses.....	14,367,000
Trading Assets.....	61,752,000
Premises and Fixed Assets.....	11,511,000
Other Real Estate Owned.....	308,000
Investments in Unconsolidated Subs.....	21,335,000
Investments in RE Ventures.....	0
Intangible Assets.....	30,391,000
Other Assets.....	<u>52,334,000</u>
TOTAL ASSETS.....	<u><u>1,719,839,000</u></u>
LIABILITIES	
Deposits (Noninterest-Bearing).....	388,719,000
Deposits (Interest-Bearing).....	1,034,393,000
Federal Funds Purchased.....	20,728,000
Trading Liabilities.....	19,573,000
Other Borrowed Money.....	44,263,000
Notes and Subordinated Debentures.....	9,900,000
Other Liabilities.....	<u>36,407,000</u>
TOTAL LIABILITIES.....	<u><u>1,553,983,000</u></u>
EQUITY CAPITAL	
Perpetual Preferred Stock.....	0
Common Stock.....	519,000
Surplus.....	114,851,000
Undivided Profits.....	<u>50,486,000</u>
TOTAL EQUITY CAPITAL.....	<u><u>165,856,000</u></u>
TOTAL LIABILITIES & EQUITY.....	<u><u>1,719,839,000</u></u>
 *Deposits in Utah if available.....	 14,099,719

*Call report information is on a consolidated basis and does not distinguish Utah deposits. However, out-of-state financial institutions that participate in the Money Management Council's public funds program provide Utah deposit information.

Consolidated Income Statement
State Banks and Nationally Chartered Banks Headquartered in Utah
For The Six Month Period Ending June 30, 2024

19 State and 6 National Reporting
Figures in Thousands

	State	National
INTEREST INCOME		
Loans Secured by Real Estate.....	\$ 762,811	\$ 1,526,461
Commercial & Industrial Loans.....	1,879,452	2,769,106
Credit Cards.....	220,923	7,018,542
Installment Loans.....	3,648,606	1,876,093
All Other Loans.....	24,884	2,304,458
Leasing.....	30,444	12,162
Interest on Balances Due.....	212,797	1,930,888
Securities.....	513,515	1,757,456
Trading Assets.....	0	223,000
Federal Funds Sold.....	2,667	383,303
Other Interest Income.....	33,805	228,449
TOTAL INTEREST INCOME.....	7,329,904	20,029,918
INTEREST EXPENSE		
Transaction Accounts.....	66,487	2,330,759
Savings Deposits (Includes MMDAs).....	2,124,509	3,259,455
Time Deposits of \$100,000 or More.....	160,034	98,080
Time Deposits of Less Than \$100,000.....	1,119,095	1,475,138
Foreign Offices.....	0	0
Federal Funds Purchased.....	42,346	45,995
Trading Liabilities & Other Borrowed Money.....	156,648	869,402
Subordinated Notes & Debentures.....	0	35,230
TOTAL INTEREST EXPENSE.....	3,669,119	8,114,059
NET INTEREST INCOME.....	3,660,785	11,915,859
Provision for Loan Loss.....	1,030,153	2,253,679
NONINTEREST INCOME		
Fiduciary Accounts.....	8,255	30,200
Service Charges on Deposit Accounts.....	7,615	120,894
Trading Revenue.....	0	571,838
Net Servicing Fees.....	39,096	9,033
Net Gains (Losses) on Sales of Other Assets.....	120,869	72,954
Other.....	1,082,035	14,657,023
TOTAL NONINTEREST INCOME.....	1,257,870	15,461,942
Gains (Losses) on Securities.....	2,484	48,591
NONINTEREST EXPENSE		
Salaries & Employee Benefits.....	1,090,861	1,275,621
Premises & Fixed Assets.....	65,642	121,654
Other.....	1,487,602	15,639,019
TOTAL NONINTEREST EXPENSE.....	2,644,105	17,036,294
INCOME (LOSS) BEFORE TAXES & EXTRAORDINARY ITEMS.....	1,246,881	8,136,419
Applicable Income Taxes.....	141,176	1,944,347
Extraordinary Items & Other Adjustments (Net of Taxes).....	(1)	0
NET INCOME.....	\$ 1,105,704	\$ 6,192,072

State Chartered Banks
December 31, 2023

19 Reporting Figures In Thousands of Dollars	Total State Banks	Ally Bank	Bank of Utah	Brighton Bank	Cache Valley Bank	Capital Community Bank
ASSETS						
Cash and Due.....	8,263,549	6,670,000	128,296	19,669	114,028	66,766
Securities.....	30,683,234	24,929,000	356,921	58,002	321,245	32,998
Federal Funds Sold.....	98,165	0	407	1,026	6,879	0
Loan & Lease Financing Receivables.....	155,312,672	141,559,000	2,289,688	201,805	2,302,615	741,408
LESS: Allowance for Losses.....	3,879,546	3,609,000	31,717	2,668	29,143	16,893
Trading Assets.....	3,000	3,000	0	0	0	0
Premises and Fixed Assets.....	1,137,874	863,000	39,935	5,672	60,935	11,499
Other Real Estate Owned.....	17,063	1,000	0	0	1,869	0
Investments in Unconsolidated Subs.....	581,452	525,000	31,306	0	22,165	2,981
Investments in RE Ventures.....	1,869,080	1,866,000	0	0	0	0
Intangible Assets.....	615,508	571,000	8,979	0	60	0
Other Assets.....	14,163,198	12,736,000	88,539	9,916	24,907	32,299
TOTAL ASSETS.....	208,865,249	186,114,000	2,912,354	293,422	2,825,560	871,058
LIABILITIES						
Deposits (Noninterest-Bearing).....	8,336,611	281,000	768,406	107,933	758,578	106,748
Deposits (Interest-Bearing).....	169,529,468	158,728,000	1,344,880	144,185	1,724,724	625,784
Federal Funds Purchased.....	902,387	747,000	99,081	0	0	0
Trading Liabilities.....	0	0	0	0	0	0
Other Borrowed Money.....	10,747,935	9,728,000	291,464	10,000	2,933	0
Notes and Subordinated Debentures.....	0	0	0	0	0	0
Other Liabilities.....	3,452,501	2,938,000	35,192	3,221	21,825	11,260
TOTAL LIABILITIES.....	192,968,902	172,422,000	2,539,023	265,339	2,508,060	743,792
EQUITY CAPITAL						
Perpetual Preferred Stock.....	0	0	0	0	0	0
Common Stock.....	132,847	1,000	3,656	500	6,582	35,290
Surplus.....	15,526,985	15,141,000	117,706	4,984	25,920	0
Undivided Profits.....	236,515	(1,450,000)	251,969	22,599	284,998	91,976
TOTAL EQUITY CAPITAL.....	15,896,347	13,692,000	373,331	28,083	317,500	127,266
TOTAL LIABILITIES & EQUITY.....	208,865,249	186,114,000	2,912,354	293,422	2,825,560	871,058

State Chartered Banks
December 31, 2023

19 Reporting Figures In Thousands of Dollars	Central Bank	Continental Bank	FinWise Bank	First Utah Bank	Grand Valley Bank	Green Dot Bank	Holladay Bank & Trust
ASSETS							
Cash and Due.....	26,178	1,034	116,972	22,907	21,002	742,014	9,756
Securities.....	723,773	7,894	15,388	126,853	248,656	2,240,475	1,524
Federal Funds Sold.....	5,300	18,841	0	0	0	0	36
Loan & Lease Financing Receivables.....	1,155,159	152,406	418,956	538,612	290,491	80,023	48,835
LESS: Allowance for Losses.....	34,272	5,053	12,888	6,529	4,987	8,407	882
Trading Assets.....	0	0	0	0	0	0	0
Premises and Fixed Assets.....	33,114	1,669	10,314	15,119	8,975	273	221
Other Real Estate Owned.....	504	0	0	0	0	0	0
Investments in Unconsolidated Subs.....	0	0	0	0	0	0	0
Investments in RE Ventures.....	0	0	0	3,080	0	0	0
Intangible Assets.....	7,442	0	5,948	1,443	865	10,985	0
Other Assets.....	47,542	4,054	27,573	16,131	13,436	866,990	2,367
TOTAL ASSETS.....	1,964,740	180,845	582,263	717,616	578,438	3,932,353	61,857
LIABILITIES							
Deposits (Noninterest-Bearing).....	532,755	10,663	131,085	167,093	189,102	3,433,762	15,134
Deposits (Interest-Bearing).....	909,132	124,082	309,348	425,647	346,775	78,387	34,896
Federal Funds Purchased.....	49,152	7,154	0	0	0	0	0
Trading Liabilities.....	0	0	0	0	0	0	0
Other Borrowed Money.....	225,000	10,428	190	47,000	0	0	0
Notes and Subordinated Debentures.....	0	0	0	0	0	0	0
Other Liabilities.....	15,121	2,108	19,584	7,899	2,877	291,258	696
TOTAL LIABILITIES.....	1,731,160	154,435	460,207	647,639	538,754	3,803,407	50,726
EQUITY CAPITAL							
Perpetual Preferred Stock.....	0	0	0	0	0	0	0
Common Stock.....	528	737	438	41,064	1,701	0	1,050
Surplus.....	1,572	12,369	10,764	5,182	3,562	124,944	358
Undivided Profits.....	231,480	13,304	110,854	23,731	34,421	4,002	9,723
TOTAL EQUITY CAPITAL.....	233,580	26,410	122,056	69,977	39,684	128,946	11,131
TOTAL LIABILITIES & EQUITY.....	1,964,740	180,845	582,263	717,616	578,438	3,932,353	61,857

State Chartered Banks
December 31, 2023

19 Reporting Figures In Thousands of Dollars	Home Savings Bank	Liberty Bank	Prime Alliance Bank	State Bank of Southern Utah	Sunwest Bank	Transportation Alliance Bank	Utah Independent Bank
ASSETS							
Cash and Due.....	11,983	3,891	7,414	60,233	100,284	135,310	5,812
Securities.....	0	550	117,716	769,468	600,861	107,062	24,848
Federal Funds Sold.....	896	0	39,737	1,075	0	8,229	15,739
Loan & Lease Financing Receivables.....	102,954	7,953	590,984	1,434,547	2,155,080	1,161,301	80,855
LESS: Allowance for Losses.....	953	241	23,767	18,490	41,291	31,247	1,118
Trading Assets.....	0	0	0	0	0	0	0
Premises and Fixed Assets.....	1,378	6	620	44,854	21,871	17,392	1,027
Other Real Estate Owned.....	0	0	0	2,768	4,622	6,300	0
Investments in Unconsolidated Subs.....	0	0	0	0	0	0	0
Investments in RE Ventures.....	0	0	0	0	0	0	0
Intangible Assets.....	0	0	0	7,229	27	1,530	0
Other Assets.....	2,225	206	7,457	75,606	132,593	70,814	4,543
TOTAL ASSETS.....	118,483	12,365	740,161	2,377,290	2,974,047	1,476,691	131,706
LIABILITIES							
Deposits (Noninterest-Bearing).....	1,015	225	39,862	521,242	1,226,957	5,431	39,620
Deposits (Interest-Bearing).....	77,371	11,262	627,290	1,391,814	1,330,271	1,222,708	72,912
Federal Funds Purchased.....	0	0	0	0	0	0	0
Trading Liabilities.....	0	0	0	0	0	0	0
Other Borrowed Money.....	19,920	0	0	235,000	120,640	57,360	0
Notes and Subordinated Debentures.....	0	0	0	0	0	0	0
Other Liabilities.....	1,223	264	4,038	20,655	33,464	42,140	1,676
TOTAL LIABILITIES.....	99,529	11,751	671,190	2,168,711	2,711,332	1,327,639	114,208
EQUITY CAPITAL							
Perpetual Preferred Stock.....	0	0	0	0	0	0	0
Common Stock.....	500	3,275	243	255	35,356	0	672
Surplus.....	350	3,983	24,950	5,506	0	43,146	689
Undivided Profits.....	18,104	(6,644)	43,778	202,818	227,359	105,906	16,137
TOTAL EQUITY CAPITAL.....	18,954	614	68,971	208,579	262,715	149,052	17,498
TOTAL LIABILITIES & EQUITY.....	118,483	12,365	740,161	2,377,290	2,974,047	1,476,691	131,706

Nationally Chartered Banks Headquartered in Utah
December 31, 2023

6 Reporting Figures In Thousands of Dollars	Total National Banks	American Express National Bank	LendingClub Bank N.A.	Morgan Stanley Bank N.A.	SoFi Bank N.A.
ASSETS					
Cash and Due.....	54,961,305	36,753,578	1,230,206	11,859,000	3,045,196
Securities.....	95,562,277	230,344	1,617,309	71,940,000	552,621
Federal Funds Sold.....	18,482,847	0	0	17,546,000	0
Loan & Lease Financing Receivables.....	307,531,686	144,694,845	5,511,875	79,621,000	19,818,678
LESS: Allowance for Losses.....	6,652,674	4,946,154	310,387	654,000	54,695
Trading Assets.....	22,296,262	0	0	22,248,000	0
Premises and Fixed Assets.....	1,212,852	0	7,715	0	3,159
Other Real Estate Owned.....	5,985	0	0	0	0
Investments in Unconsolidated Subs.....	212,961	71,696	0	0	0
Investments in RE Ventures.....	3,843,738	1,366,248	0	2,200,000	0
Intangible Assets.....	1,312,612	16,723	124,069	0	86,218
Other Assets.....	11,020,330	2,233,651	430,052	4,246,000	612,187
TOTAL ASSETS.....	509,790,181	180,420,931	8,610,839	209,006,000	24,063,364
LIABILITIES					
Deposits (Noninterest-Bearing).....	28,982,954	345,047	424,765	1,751,000	58,518
Deposits (Interest-Bearing).....	389,483,773	140,621,517	7,001,680	174,156,000	18,823,095
Federal Funds Purchased.....	2,411,673	0	0	0	0
Trading Liabilities.....	34,000	0	0	34,000	0
Other Borrowed Money.....	25,169,580	13,438,409	6,398	8,177,000	1,382,230
Notes and Subordinated Debentures.....	1,338,072	800,000	0	0	0
Other Liabilities.....	13,619,162	8,561,694	154,077	3,016,000	396,808
TOTAL LIABILITIES.....	461,039,214	163,766,667	7,586,920	187,134,000	20,660,651
EQUITY CAPITAL					
Perpetual Preferred Stock.....	439,630	0	0	0	0
Common Stock.....	198	50	0	0	0
Surplus.....	18,730,429	4,410,833	816,703	8,005,000	2,971,987
Undivided Profits.....	29,580,710	12,243,381	207,216	13,867,000	430,726
TOTAL EQUITY CAPITAL.....	48,750,967	16,654,264	1,023,919	21,872,000	3,402,713
TOTAL LIABILITIES & EQUITY.....	509,790,181	180,420,931	8,610,839	209,006,000	24,063,364

Nationally Chartered Banks Headquartered in Utah
December 31, 2023

6 Reporting Figures In Thousands of Dollars	Varo Bank N.A.	Zions Bancorporation N.A.
ASSETS		
Cash and Due.....	347,542	1,725,783
Securities.....	61,307	21,160,696
Federal Funds Sold.....	0	936,847
Loan & Lease Financing Receivables.....	52,963	57,832,325
LESS: Allowance for Losses.....	3,172	684,266
Trading Assets.....	0	48,262
Premises and Fixed Assets.....	3,165	1,198,813
Other Real Estate Owned.....	0	5,985
Investments in Unconsolidated Subs.....	0	141,265
Investments in RE Ventures.....	0	277,490
Intangible Assets.....	6,398	1,079,204
Other Assets.....	18,147	3,480,293
TOTAL ASSETS.....	<u>486,350</u>	<u>87,202,697</u>
LIABILITIES		
Deposits (Noninterest-Bearing).....	159,934	26,243,690
Deposits (Interest-Bearing).....	164,333	48,717,148
Federal Funds Purchased.....	0	2,411,673
Trading Liabilities.....	0	0
Other Borrowed Money.....	0	2,165,543
Notes and Subordinated Debentures.....	0	538,072
Other Liabilities.....	54,351	1,436,232
TOTAL LIABILITIES.....	<u>378,618</u>	<u>81,512,358</u>
EQUITY CAPITAL		
Perpetual Preferred Stock.....	0	439,630
Common Stock.....	0	148
Surplus.....	795,217	1,730,689
Undivided Profits.....	(687,485)	3,519,872
TOTAL EQUITY CAPITAL.....	<u>107,732</u>	<u>5,690,339</u>
TOTAL LIABILITIES & EQUITY.....	<u>486,350</u>	<u>87,202,697</u>

Out-of-State Banks with Branches in Utah
December 31, 2023

15 Reporting Figures In Thousands of Dollars	Total Non-Utah Banks	Bank of America N.A.	Banterra Bank	BMO Bank N.A.	D. L. Evans Bank
ASSETS					
Cash and Due.....	1,424,913,503	322,796,000	75,699	27,880,655	237,107
Securities.....	2,123,458,259	842,091,000	600,342	63,231,639	1,314,331
Federal Funds Sold.....	452,487,526	53,520,000	0	148,089	0
Loan & Lease Financing Receivables.....	4,180,655,822	1,050,030,000	2,291,198	148,375,245	1,494,635
LESS: Allowance for Losses.....	66,361,991	13,278,000	21,079	2,213,109	21,967
Trading Assets.....	553,651,027	91,535,000	0	141,395	0
Premises and Fixed Assets.....	64,078,451	19,363,000	27,901	2,110,391	59,470
Other Real Estate Owned.....	842,297	192,000	0	8,747	0
Investments in Unconsolidated Subs.....	45,188,136	13,807,000	0	16,291	0
Investments in RE Ventures.....	35,838,818	16,582,000	0	0	0
Intangible Assets.....	179,531,669	58,546,000	10,958	13,283,888	0
Other Assets.....	421,243,133	84,932,000	96,001	12,706,732	100,506
TOTAL ASSETS.....	9,415,526,650	2,540,116,000	3,081,020	265,689,963	3,184,082
LIABILITIES					
Deposits (Noninterest-Bearing).....	1,887,497,843	613,418,000	482,815	48,186,013	985,134
Deposits (Interest-Bearing).....	5,416,903,197	1,418,361,000	2,233,969	158,415,867	1,632,864
Federal Funds Purchased.....	231,991,326	126,233,000	0	1,807,007	148,141
Trading Liabilities.....	200,178,982	35,441,000	0	376,790	0
Other Borrowed Money.....	474,158,048	63,163,000	135,400	18,020,227	140,000
Notes and Subordinated Debentures.....	21,029,212	1,476,000	14,893	500,000	0
Other Liabilities.....	307,805,639	45,818,000	24,865	5,386,655	25,809
TOTAL LIABILITIES.....	8,539,564,247	2,303,910,000	2,891,942	232,692,559	2,931,948
EQUITY CAPITAL					
Perpetual Preferred Stock.....	0	0	0	0	0
Common Stock.....	17,680,867	3,020,000	800	510,186	901
Surplus.....	524,322,954	176,728,000	81,833	29,644,534	104,625
Undivided Profits.....	333,958,582	56,458,000	106,445	2,842,684	146,608
TOTAL EQUITY CAPITAL.....	875,962,403	236,206,000	189,078	32,997,404	252,134
TOTAL LIABILITIES & EQUITY.....	9,415,526,650	2,540,116,000	3,081,020	265,689,963	3,184,082
*Deposits in Utah if available.....	48,343,303			246,953	65,860

*Call report information is on a consolidated basis and does not distinguish Utah deposits. However, out-of-state financial institutions that participate in the Money Management Council's public funds program provide Utah deposit information.

Out-of-State Banks with Branches in Utah
December 31, 2023

15 Reporting Figures In Thousands of Dollars	Fortis Private Bank	Glacier Bank	Goldman Sachs Bank USA	JP Morgan Chase Bank N.A.	KeyBank N.A.
ASSETS					
Cash and Due.....	24,839	1,354,338	134,084,000	625,344,000	11,818,755
Securities.....	219,442	8,288,887	37,663,000	572,099,000	45,760,749
Federal Funds Sold.....	0	0	59,423,000	287,882,000	7,355
Loan & Lease Financing Receivables.....	1,005,523	16,213,773	170,685,000	1,331,054,000	113,427,449
LESS: Allowance for Losses.....	8,625	192,757	4,049,000	22,335,000	1,524,738
Trading Assets.....	1,193	0	77,712,000	329,090,000	166,206
Premises and Fixed Assets.....	2,720	418,655	480,000	25,284,000	1,101,096
Other Real Estate Owned.....	0	1,032	0	282,000	22,839
Investments in Unconsolidated Subs.....	0	85,963	0	11,277,000	2
Investments in RE Ventures.....	0	0	0	16,915,000	2,341,818
Intangible Assets.....	9	1,029,797	1,347,000	50,295,000	3,271,639
Other Assets.....	51,752	524,731	43,757,000	167,939,000	9,497,216
TOTAL ASSETS.....	1,296,853	27,724,419	521,102,000	3,395,126,000	185,890,386
LIABILITIES					
Deposits (Noninterest-Bearing).....	372,178	6,038,475	25,000	670,364,000	30,800,770
Deposits (Interest-Bearing).....	629,790	13,991,506	381,748,000	1,827,867,000	117,727,660
Federal Funds Purchased.....	0	1,486,850	18,415,000	74,609,000	38,062
Trading Liabilities.....	1,193	0	26,238,000	110,720,000	1,294,538
Other Borrowed Money.....	182,032	2,821,695	9,865,000	241,771,000	15,854,411
Notes and Subordinated Debentures.....	0	0	2,272,000	255,000	1,882,319
Other Liabilities.....	11,378	342,041	27,719,000	170,217,000	3,503,961
TOTAL LIABILITIES.....	1,196,571	24,680,567	466,282,000	3,095,803,000	171,101,721
EQUITY CAPITAL					
Perpetual Preferred Stock.....	0	0	0	0	0
Common Stock.....	563	20	8,000,000	2,028,000	50,000
Surplus.....	78,532	2,568,516	35,883,000	119,356,000	10,279,147
Undivided Profits.....	21,187	475,316	10,937,000	177,939,000	4,459,518
TOTAL EQUITY CAPITAL.....	100,282	3,043,852	54,820,000	299,323,000	14,788,665
TOTAL LIABILITIES & EQUITY.....	1,296,853	27,724,419	521,102,000	3,395,126,000	185,890,386
*Deposits in Utah if available.....	42,475	3,391,213		23,136,277	3,215,609

*Call report information is on a consolidated basis and does not distinguish Utah deposits. However, out-of-state financial institutions that participate in the Money Management Council's public funds program provide Utah deposit information.

Out-of-State Banks with Branches in Utah
December 31, 2023

15 Reporting Figures In Thousands of Dollars	NBH Bank	Stride Bank N.A.	U.S. Bank N.A.	Umpqua Bank	Washington Federal Bank
ASSETS					
Cash and Due.....	177,598	543,919	60,927,551	2,165,268	1,144,774
Securities.....	1,213,069	312,896	153,095,920	8,895,468	2,433,516
Federal Funds Sold.....	0	0	32,080	2	0
Loan & Lease Financing Receivables.....	7,717,459	2,797,094	376,036,206	37,472,666	17,766,574
LESS: Allowance for Losses.....	97,947	13,117	7,379,461	440,871	179,320
Trading Assets.....	8,266	0	2,839,270	13,697	0
Premises and Fixed Assets.....	191,800	9,583	3,621,702	446,931	237,202
Other Real Estate Owned.....	4,088	890	25,845	1,036	6,820
Investments in Unconsolidated Subs.....	0	0	220,007	210,873	0
Investments in RE Ventures.....	0	0	0	0	0
Intangible Assets.....	370,930	1,171	18,400,783	1,749,391	311,103
Other Assets.....	329,307	41,798	42,838,601	1,652,881	916,608
TOTAL ASSETS.....	9,914,570	3,694,234	650,658,504	52,167,342	22,637,277
LIABILITIES					
Deposits (Noninterest-Bearing).....	2,490,200	3,058,640	90,742,939	14,306,601	2,738,078
Deposits (Interest-Bearing).....	5,806,255	352,440	433,954,772	27,350,568	13,434,506
Federal Funds Purchased.....	19,627	0	585,520	252,119	0
Trading Liabilities.....	9,442	0	4,499,019	0	0
Other Borrowed Money.....	372,106	0	33,538,165	3,951,012	3,875,000
Notes and Subordinated Debentures.....	0	0	4,600,000	0	0
Other Liabilities.....	90,396	78,072	20,576,904	939,471	210,087
TOTAL LIABILITIES.....	8,788,026	3,489,152	588,497,319	46,799,771	20,257,671
EQUITY CAPITAL					
Perpetual Preferred Stock.....	0	0	0	0	0
Common Stock.....	1	950	18,200	3,532,246	0
Surplus.....	789,688	82,480	29,946,193	3,129,738	799,668
Undivided Profits.....	336,855	121,652	32,196,792	(1,294,413)	1,579,938
TOTAL EQUITY CAPITAL.....	1,126,544	205,082	62,161,185	5,367,571	2,379,606
TOTAL LIABILITIES & EQUITY.....	9,914,570	3,694,234	650,658,504	52,167,342	22,637,277
*Deposits in Utah if available.....	570,600		3,143,000		431,597

*Call report information is on a consolidated basis and does not distinguish Utah deposits. However, out-of-state financial institutions that participate in the Money Management Council's public funds program provide Utah deposit information.

Out-of-State Banks with Branches in Utah
December 31, 2023

15 Reporting Figures In Thousands of Dollars	Wells Fargo Bank N.A.
ASSETS	
Cash and Due.....	236,339,000
Securities.....	386,239,000
Federal Funds Sold.....	51,475,000
Loan & Lease Financing Receivables.....	904,289,000
LESS: Allowance for Losses.....	14,607,000
Trading Assets.....	52,144,000
Premises and Fixed Assets.....	10,724,000
Other Real Estate Owned.....	297,000
Investments in Unconsolidated Subs.....	19,571,000
Investments in RE Ventures.....	0
Intangible Assets.....	30,914,000
Other Assets.....	55,859,000
TOTAL ASSETS.....	<u>1,733,244,000</u>
LIABILITIES	
Deposits (Noninterest-Bearing).....	403,489,000
Deposits (Interest-Bearing).....	1,013,397,000
Federal Funds Purchased.....	8,397,000
Trading Liabilities.....	21,599,000
Other Borrowed Money.....	80,469,000
Notes and Subordinated Debentures.....	10,029,000
Other Liabilities.....	32,862,000
TOTAL LIABILITIES.....	<u>1,570,242,000</u>
EQUITY CAPITAL	
Perpetual Preferred Stock.....	0
Common Stock.....	519,000
Surplus.....	114,851,000
Undivided Profits.....	47,632,000
TOTAL EQUITY CAPITAL.....	<u>163,002,000</u>
TOTAL LIABILITIES & EQUITY.....	<u>1,733,244,000</u>
*Deposits in Utah if available.....	14,099,719

*Call report information is on a consolidated basis and does not distinguish Utah deposits. However, out-of-state financial institutions that participate in the Money Management Council's public funds program provide Utah deposit information.

Consolidated Income Statement
State Banks and Nationally Chartered Banks Headquartered in Utah
For The Twelve Month Period Ending December 31, 2023

19 State and 6 National Reporting
Figures in Thousands

	State	National
INTEREST INCOME		
Loans Secured by Real Estate.....	\$ 1,411,909	\$ 2,829,153
Commercial & Industrial Loans.....	3,308,010	4,677,127
Credit Card.....	403,959	12,566,528
Installment Loans.....	7,339,495	3,097,616
All Other Loans.....	43,724	4,179,856
Leasing.....	55,558	25,085
Interest on Balances Due.....	356,037	3,514,815
Securities.....	983,062	2,808,239
Trading Assets.....	0	253,000
Federal Funds Sold.....	5,374	412,666
Other Interest Income.....	75,644	641,422
TOTAL INTEREST INCOME.....	13,982,772	35,005,507
INTEREST EXPENSE		
Transaction Accounts.....	121,344	3,668,092
Savings Deposits (Includes MMDAs).....	3,877,548	5,179,703
Time Deposits of \$100,000 or More.....	236,005	117,232
Time Deposits of Less Than \$100,000.....	1,902,167	2,522,707
Foreign Offices.....	0	0
Federal Funds Purchased.....	48,235	177,481
Trading Liabilities & Other Borrowed Money.....	395,722	1,429,193
Subordinated Notes & Debentures.....	0	66,722
TOTAL INTEREST EXPENSE.....	6,581,021	13,161,130
NET INTEREST INCOME.....	7,401,751	21,844,377
Provision for Loan Loss.....	2,118,647	4,930,946
NONINTEREST INCOME		
Fiduciary Accounts.....	14,726	58,601
Service Charges on Deposit Accounts.....	13,800	216,187
Trading Revenue.....	0	1,005,029
Net Servicing Fees.....	81,888	43,518
Net Gains (Losses) on Sales of Other Assets.....	366,914	636,223
Other.....	2,206,057	27,803,002
TOTAL NONINTEREST INCOME.....	2,683,385	29,762,560
Gains (Losses) on Securities.....	(713)	50,720
NONINTEREST EXPENSE		
Salaries & Employee Benefits.....	2,161,875	2,531,421
Premises & Fixed Assets.....	126,658	239,425
Other.....	3,128,079	28,989,975
TOTAL NONINTEREST EXPENSE.....	5,416,612	31,760,821
INCOME (LOSS) BEFORE TAXES & EXTRAORDINARY ITEMS.....	2,549,164	14,965,890
Applicable Income Taxes.....	524,901	3,543,901
Extraordinary Items & Other Adjustments (Net of Taxes).....	(4)	0
NET INCOME.....	\$ 2,024,259	\$ 11,421,989

Credit Unions

State Chartered Credit Unions
June 30, 2024

<u>Credit Union / Phone Number</u>	<u>Address</u>	<u>Organized</u>	<u>President</u>
Alpine 801-255-0256	1510 N State St. Orem, UT 84057-2548	1955	Paul Atkinson
Beckstrand & Associates Employees 801-944-7722	6322 S 3000 E Ste 160 Salt Lake City, UT 84121-6921	1983	Julie Jackson
Education First 801-392-4877	1250 Country Hill Dr. Ogden, UT 84403	1932	Kent M. Greenfield
Firefighters 801-487-3219	124 W 1400 S Ste 101 Salt Lake City, UT 84115-5227	1929	Thomas R. Gourdin
Freedom 801-375-2120	815 N Freedom Blvd. Provo, UT 84604	1956	Ken Payne
Hi-Land 801-261-8909	5366 Executive Park Lane Murray, UT 84117	1957	Misty Miller
HollyFrontier Employees 801-298-1024	876 W Heritage Point West Bountiful, UT 84087	1940	Megan Nattress
Kings Peak 435-722-3795	180 N 300 E Roosevelt, UT 84066-2005	1960	Ryan Reynolds
Members First 435-723-5231	120 E 1000 S Brigham City, UT 84302-0657	1958	Darryn Hodgson
Millard County 435-743-6545	45 S Main St Fillmore, UT 84631	1956	Scott Lemmon
National J.A.C.L. 801-425-5225	3776 S Highland Dr Salt Lake City, UT 84110	1943	Dean Hirabayashi
Nebo 801-491-3691	730 E 300 S Springville, UT 84663	1956	Dale J. Phelps
P & S 801-973-0575	2250 S Redwood Road, Suite 6 Salt Lake City, UT 84119	1980	Tammy Morgan
Pacific Horizon 801-489-3605	96 E Center Springville, UT 84663-0166	1954	Mike Clayson
Presto Lewiston Employees 435-716-8588	1110 E 200 S Lewiston, UT 84320	1977	Gaylene Stone
Provo Police & Fire Department 801-377-5634	250 W Center, Suite 114 Provo, UT 84604	1949	Sheldon B. Lindsay

State Chartered Credit Unions
June 30, 2024

<u>Credit Union / Phone Number</u>	<u>Address</u>	<u>Organized</u>	<u>President</u>
S E A 435-201-2085	275 E 800 N Richfield, UT 84701-0355	1957	Brent Prisbey
San Juan 435-678-2124	792 S 200 W Blanding, UT 84511-0199	1963	Leah Lyman
South Sanpete 435-835-2261	39 S Main Manti, UT 84642	1956	Jake Hill
Tanner Employees 801-483-8396	1865 S Main, Suite 2 Salt Lake City, UT 84115-2385	1957	Kevin Louder
TransWest 801-487-1692	37 W 1700 S Salt Lake City, UT 84115	1966	Steven Pratt
Uintah 435-789-8353	783 W Hwy 40 Vernal, UT 84078-0805	1955	Dan E. Olsen
Utah Heritage 435-436-8288	84 W Main Moroni, UT 84646	1969	Tami Olsen
Utah Power 801-708-8900	957 E 6600 S Murray, UT 84121	1935	Ryan Pollick

Federally Chartered Credit Unions
June 30, 2024

<u>Credit Union / Phone Number</u>	<u>Address</u>	<u>Organized</u>	<u>President</u>
America First 801-627-0900	PO Box 9199, 4774 S 1300 W #3 Riverdale, UT 84409-0199	1939	Thayne Shaffer
American United 801-359-9600	PO Box 1030, 2687 W 7800 S West Jordan, UT 84084	1952	Michelle Thorne
Ascent 801-399-9728	4140 Harrison Blvd. Ogden, UT 84408-4140	1957	Brock Mortensen
C U P 801-374-1170	PO Box 50526, 302 E 1860 S Provo, UT 84605-0526	1960	Lin Thompson
Cyprus 801-260-7600	PO Box 9002, 3876 W Ctr View Way West Jordan, UT 84084	1935	Todd E. Adamson
Deseret First 801-456-7000	PO Box 45046, 3999 W Pkywy Blvd West Valley City, UT 84120	1955	Shane London
Desert Rivers 435-259-6124	PO Box 1047, 725 N Main Moab, UT 84532-1047	1957	Samuel Crane
Desertview 435-687-2472	PO Box 580, 196 N Main Huntington, UT 84528	1960	Michael H. Nelson
Devils Slide 801-829-6900	PO Box 588, 243 E 125 N Morgan, UT 84050	1964	Jill J. Carrigan
Eastern Utah Community 435-637-2443	PO Box 719, 675 E 100 N Price, UT 84501-0719	1968	Bruce Yost
Elevate 435-723-3437	PO Box 624, 1023 S Medical Dr Brigham City, UT 84302	1954	Scott Webre
Flexpak 801-485-1052	1993 W 2425 S Woods Cross, UT 84087	1960	Ralph Jenkins
Gibbons & Reed Employees 801-322-4010	PO Box 30429 1000 Warm Springs Road Salt Lake City, UT 84130	1962	L. William Christopherson
Goldenwest 801-337-8300	PO Box 1111, 5025 S Adams Ogden, UT 84402	1936	Kerry Wahlen
Granite 801-288-3000	3675 S 900 E Salt Lake City, UT 84106-1964	1986	Mark Young
Hercules First 801-968-9011	PO Box 26977, 3141 W 4700 S Salt Lake City, UT 84126-0977	1973	Brett Blackburn

Federally Chartered Credit Unions
June 30, 2024

<u>Credit Union / Phone Number</u>	<u>Address</u>	<u>Organized</u>	<u>President</u>
Horizon Utah 801-451-5064	PO Box 687, 225 S 200 W Farmington, UT 84025-0687	1956	W. Page Bennett
Jordan 801-566-4195	PO Box 1888, 1750 W 11400 S #200 South Jordan, UT 84095	1950	Lindsey Merritt
Logan Cache Rich 435-563-6882	72 E 700 N Logan, UT 84321	1963	Jennifer Leishman
Logan Medical 435-716-5392	500 E 1400 N Logan, UT 84341	1961	Dale D. Howe
LU 354 I B E W 801-975-9693	3405 W 1987 S Salt Lake City, UT 84104-4942	1954	Linda J. Perschon
Mountain America 801-325-6228	9800 Monroe St Sandy, UT 84070	1936	Sterling W. Nielsen
Nephi Western Employees 435-623-1895	PO Box 252, 155 N Main Nephi, UT 84648	1950	Mark Drake
North Sanpete 435-462-9075	11917 E 24711 N Fairview, UT 84629	1959	Jessica Clare
Orem City Employees 801-229-7168	56 N State Street Orem, UT 84057	1960	Thomas J. Phelps
Ridgeline 801-328-1521	564 E 300 S Salt Lake City, UT 84102-4021	1951	Doug C. Huntsman
University First 801-481-8800	PO Box 58025 3450 S Highland Dr, Suite 201 Salt Lake City, UT 84158	1956	Jack Buttars
Utah Community 801-223-8188	360 W 4800 N Provo, UT 84604	1955	Bret Van Ausdal
Utah First 801-320-2600	PO Box 2197, 200 E South Temple Salt Lake City, UT 84111	1935	Darin B. Moody
Valley Wide 435-789-6918	PO Box 461, 1330 E Highway 40 Vernal, UT 84078	1961	Monica Marchant
Varex 801-973-5052	1678 S Pioneer Road Salt Lake City, UT 84104-4205	1967	Tammy Phillips
Wasatch Peaks 801-627-8700	4723 Harrison Blvd Ogden, UT 84403-4304	2006	Jeff Shaw

Out-of-State Credit Unions with Branches in Utah
June 30, 2024

<u>Credit Union / Phone Number</u>	<u>Address</u>	<u>Organized</u>	<u>President</u>
Chartway ⁽¹⁾ 757-552-1000	5700 Cleveland Street Virginia Beach, VA 23462	1959	Brian T. Schools
Delta Community 404-715-7626	3250 Riverwood Pkwy SE Atlanta, GA 30339-6419	1940	Hank Halter
Operating Engineers Local Union #3 925-454-4000	250 North Canyons Parkway Livermore, CA 94551	1986	Mike Donohue
Security Service 210-476-4000	16211 La Cantera Parkway San Antonio, TX 78256	1956	James L. Laffoon
UNIFY Financial 877-254-9328	1899 Western Way Torrance, CA 90501	1963	Gordon Howe

⁽¹⁾Chartway is a Federal Credit Union that operates branches in Utah under the names of HeritageWest, SouthWest Community, and Utah Central Credit Unions.

Branches of State Chartered Credit Unions

Thirty-One Branches of Twenty-Four Credit Unions

June 30, 2024

<u>Name of Credit Union Branch</u>	<u>City</u>	<u>County</u>
Alpine Credit Union	Orem	Utah
American Fork	American Fork	Utah
Eagle Mountain	Eagle Mountain	Utah
Highland	Highland	Utah
Lehi	Lehi	Utah
South Orem	Orem	Utah
Beckstrand & Associates Employees Credit Union	Salt Lake City	Salt Lake
Education First Credit Union	Ogden	Weber
Firefighter's Credit Union	Salt Lake City	Salt Lake
Shared Branch*
Freedom Credit Union	Provo	Utah
Springville	Springville	Utah
Hi-Land Credit Union	Murray	Salt Lake
HollyFrontier Employees Credit Union	West Bountiful	Davis
Kings Peak Credit Union	Roosevelt	Duchesne
Members First Credit Union	Brigham City	Box Elder
Providence	Providence	Cache County
Shared Branch*
Tremonton	Tremonton	Box Elder
Millard County Credit Union	Fillmore	Millard
Delta	Delta	Millard
National J.A.C.L. Credit Union	Salt Lake City	Salt Lake
Shared Branch*
Nebo Credit Union	Spanish Fork	Utah
Payson	Payson	Utah
Spanish Fork East	Spanish Fork	Utah
Springville	Springville	Utah
P & S Credit Union	Salt Lake City	Salt Lake
Prison	Salt Lake City	Salt Lake
Shared Branch*
Pacific Horizon Credit Union	Springville	Utah
Payson	Payson	Utah
Spanish Fork	Spanish Fork	Utah
Presto Lewiston Employees Credit Union	Lewiston	Cache
Provo Police & Fire Department Credit Union	Provo	Utah

* See shared branch network listing on pages 59 thru 63.

Branches of State Chartered Credit Unions

Thirty-One Branches of Twenty-Four Credit Unions

June 30, 2024

<u>Name of Credit Union Branch</u>	<u>City</u>	<u>County</u>
S E A Credit Union.....	Richfield.....	Sevier
San Juan Credit Union.....	Blanding.....	San Juan
Monticello.....	Monticello.....	San Juan
Bluff.....	Bluff.....	San Juan
South Sanpete Credit Union.....	Manti.....	Sanpete
Tanner Employees Credit Union.....	Salt Lake City.....	Salt Lake
TransWest Credit Union.....	Salt Lake City.....	Salt Lake
Magna.....	Magna.....	Salt Lake
Salt Lake City.....	Salt Lake City.....	Salt Lake
Sandy.....	Sandy.....	Salt Lake
Shared Branch*.....
Taylorsville.....	Taylorsville.....	Salt Lake
Uintah Credit Union.....	Vernal.....	Uintah
Utah Heritage Credit Union.....	Moroni.....	Sanpete
Ephraim.....	Ephraim.....	Sanpete
Gunnison.....	Gunnison.....	Sevier
Mt. Pleasant.....	Mt. Pleasant.....	Sanpete
Utah Power Credit Union.....	Salt Lake City.....	Salt Lake
Helper.....	Helper.....	Carbon
Huntington.....	Huntington.....	Emery
North Temple.....	Salt Lake City.....	Salt Lake
Ogden.....	Ogden.....	Weber
Price.....	Price.....	Carbon
Roosevelt.....	Roosevelt.....	Duchesne
Vernal.....	Vernal.....	Uintah
Shared Branch*.....

* See shared branch network listing on pages 59 thru 63.

State Chartered Credit Union

Shared Branch Network Listing

<u>Credit Union Location:</u>	<u>Address:</u>
American United	458 E Main St Grantsville, UT 84029
American United	208 E 800 S Salt Lake City, UT 84111
American United	3226 S Main St Salt Lake City, UT 84115
American United	500 S Foothill Dr #GA20-1 Salt Lake City, UT 84148
American United	8621 South 700 E Sandy, UT 84070
American United	1 West Market St Sunnyside, UT 84539
American United	2687 W 7800 South West Jordan, UT 84088
American United	5688 W Parkway Blvd West Valley City, UT 84119
Ascent	2106 University Circle Ogden, UT 84408
Ascent	2388 N Washington Blvd Ogden, UT 84414
Ascent	4140 Harrison Blvd Ogden, UT 84408
Ascent	5997 S 3500 W Roy, UT 84067
Chevron	685 S Chevron Way Ste A1103 North Salt Lake, UT 84054
Cyprus	221 W Parrish Lane Centerville, UT 84014
Cyprus	183 E 13800 S Draper, UT 84020
Cyprus	5027 W 13400 S Herriman, UT 84065
Cyprus	250 W State St Hurricane, UT 84737
Cyprus	3505 S 8400 W Magna, UT 84044
Cyprus	7160 S Union Park Ave Midvale, UT 84047
Cyprus	784 E 4500 S Millcreek, UT 84107
Cyprus	450 E 1100 N North Salt Lake, UT 84054
Cyprus	13717 S Redwood Rd Riverton, UT 84065
Cyprus	1220 E 3990 S Ste 2M Salt Lake City, UT 84124
Cyprus	1375 S Foothill Dr Salt Lake City, UT 84108
Cyprus	480 E 400 S Salt Lake City, UT 84111
Cyprus	9383 S 700 E Sandy, UT 84070
Cyprus	74 W Crossroads Blvd Saratoga Springs, UT 84045
Cyprus	11328 S Jordan Gateway South Jordan, UT 84095
Cyprus	3578 W 4700 S Taylorsville, UT 84118
Cyprus	5750 S Redwood Rd Taylorsville, UT 84123
Cyprus	99 West 1280 N Tooele, UT 84074
Cyprus	1381 W 9000 S West Jordan, UT 84088
Cyprus	3876 W Centerview Way West Jordan, UT 84084
Cyprus	2769 S 5600 W West Valley City, UT 84120
Cyprus	3432 W 3500 S West Valley City, UT 84119
Delta Community	3920 West Terminal Dr Salt Lake City, UT 84114

State Chartered Credit Union

Shared Branch Network Listing (Continued)

<u>Credit Union Location:</u>	<u>Address:</u>
Deseret First	260 N 500 W..... Bountiful, UT 84010
Deseret First	1610 Main St Logan, UT 84341
Deseret First	6060 S Fashion Blvd Murray, UT 84107
Deseret First	337 N State St Orem, UT 84057
Deseret First	695 E 800 N..... Provo, UT 84606
Deseret First	143 E Social Hall Ave Salt Lake City, UT 84111
Deseret First	9325 Village Shop Dr..... Sandy, UT 84094
Deseret First	10588 S Redwood Rd South Jordan, UT 84095
Deseret First	1137 N Canyon Creek Parkway Spanish Fork, UT 84660
Deseret First	616 S River Rd St George, UT 84790
Deseret First	3225 W 4700 S..... Taylorsville, UT 84129
Deseret First	267 N 2000 W..... West Point, UT 84015
Deseret First	3999 W Parkway Blvd West Valley City, UT 84120
Desert Rivers	1 South Main St Blanding, UT 84511
Desert Rivers	45 W Main St Green River, UT 84525
Desert Rivers	725 N Main St..... Moab, UT 84532
Desert Rivers	16 E 200 S Ste D..... Monticello, UT 84535
Firefighters	124 W 1400 S..... Salt Lake City, UT 84115
Goldenwest	13903 S Redwood Rd Bluffdale, UT 84065
Goldenwest	2085 S Orchard Dr Bountiful, UT 84010
Goldenwest	1120 S Main St.....Brigham City, UT 84302
Goldenwest	315 N Market Place Dr Centerville, UT 84014
Goldenwest	410 E 1700 S..... Clearfield, UT 84015
Goldenwest	1594 N 2000 W..... Clinton, UT 84015
Goldenwest	2461 N Highway 158 Eden, UT 84310
Goldenwest	698 N Lagoon Dr Farmington, UT 84025
Goldenwest	1765 W 2700 N.....Farr West, UT 84404
Goldenwest	5573 W 13400 S.....Herriman, UT 84065
Goldenwest	131 W 200 N..... Kaysville, UT 84037
Goldenwest	1268 N Hill Field Rd.....Layton, UT 84041
Goldenwest	760 E Main St.....Lehi, UT 84043
Goldenwest	360 N 1900 W..... Marriott-Slaterville, UT 84404
Goldenwest	209 N State St Morgan, UT 84050
Goldenwest	6007 S Fashion Blvd Murray, UT 84107
Goldenwest	659 N Redwood RdNorth Salt Lake, UT 84054
Goldenwest	147 26th StOgden, UT 84401
Goldenwest	3217 S Pennsylvania AveOgden, UT 84401

State Chartered Credit Union

Shared Branch Network Listing (Continued)

<u>Credit Union Location:</u>	<u>Address:</u>
Goldenwest	3225 Harrison BlvdOgden, UT 84403
Goldenwest	4401 Harrison Blvd Ste 1402Ogden, UT 84403
Goldenwest	805 Washington Blvd.....Ogden, UT 84404
Goldenwest	1020 E 800 N..... Orem, UT 84097
Goldenwest	1554 W Pleasant Grove BlvdPleasant Grove, UT 84062
Goldenwest	84 South Highway 165 Providence, UT 84332
Goldenwest	5627 S 2050 W Roy, UT 84067
Goldenwest	5025 S Adams Ave S Ogden, UT 84403
Goldenwest	769 E So. Temple..... Salt Lake City, UT 84102
Goldenwest	7926 S 1300 E..... Sandy, UT 84094
Goldenwest	3664 W 10400 S..... South Jordan, UT 84095
Goldenwest	891 N Main Street..... Spanish Fork, UT 84660
Goldenwest	508 S 950 W Springville, UT 84663
Goldenwest	120 St George Blvd St George, UT 84770
Goldenwest	1805 W Sunset Blvd St George, UT 84770
Goldenwest	2122 E Riverside Dr St George, UT 84790
Goldenwest	4521 S Arrowhead Canyon Rd..... St George, UT 84790
Goldenwest	5639 W Highlands Loop Rd West Jordan, UT 84084
Goldenwest	6761 S Redwood Rd West Jordan, UT 84084
Hercules First.....	13238 Rosecrest Rd.....Herriman, UT 84096
Hercules First.....	1543 W 12600 S #103..... Riverton, UT 84065
Hercules First.....	3131 W 4700 S..... Taylorsville, UT 84129
Jordan	407 E 12300 S..... Draper, UT 84020
Jordan	658 W Center St Midvale, UT 84047
Jordan	2522 W 12600 S..... Riverton, UT 84065
Jordan	9260 S 300 E..... Sandy, UT 84070
Jordan	4878 W New Bingham Hwy..... West Jordan, UT 84081
Jordan	9259 S Redwood Rd West Jordan, UT 84088
Members First.....	120 E 1000 S..... Brigham City, UT 84302
Members First.....	49 N Highway 165 Providence, UT 84332
Members First.....	65 S 1000 W..... Tremonton, UT 84337
Ridgeline	564 E 300 South..... Salt Lake City, UT 84102
Security Service	124 N West State Rd..... American Fork, UT 84003
Security Service	95 E 500 South..... Bountiful, UT 84010
Security Service	890 W Riverdale RdOgden, UT 84405

State Chartered Credit Union

Shared Branch Network Listing (Continued)

<u>Credit Union Location:</u>	<u>Address:</u>
Security Service	175 E 200 S..... Orem, UT 84058
Security Service	1322 Turf Farm Way..... Payson, UT 84651
Security Service	366 E State Dr.....Pleasant Grove, UT 84062
Security Service	109 W 920 S..... Provo, UT 84601
Security Service	13413 S Hamilton View Road..... Riverton, UT 84065
Security Service	2655 W 4700 South..... Salt Lake City, UT 84118
Security Service	10490 S 1300 East..... Sandy, UT 84094
Security Service	10404 S Redwood Rd South Jordan, UT 84095
Security Service	645 S 1750 W..... Springville, UT 84663
Security Service	1227 E 100 South..... St George, UT 84790
Spectrum.....	5 S Plaza 273 W 500 S Bountiful, UT 84010
Transwest	9024 W Magna Main St..... Magna, UT 84044
Transwest	39 W 2100 S..... Salt Lake City, UT 84115
Transwest	10692 S State St Sandy, UT 84070
Transwest	6189 S Redwood Rd Taylorsville, UT 84123
Ufirst.....	1535 N Main St..... Bountiful, UT 84010
Ufirst.....	361 West 500 South Bountiful, UT 84010
Ufirst.....	7220 South Highland Dr..... Cottonwood Heights, UT 84121
Ufirst.....	811 East 12300 South..... Draper, UT 84020
Ufirst.....	4675 S Highland Dr Holladay, UT 84117
Ufirst.....	13347 S Market Center Riverton, UT 84065
Ufirst.....	270 S 1500 E..... Salt Lake City, UT 84112
Ufirst.....	3088 South 1300 East..... Salt Lake City, UT 84106
Ufirst.....	490 East 500 South..... Salt Lake City, UT 84111
Ufirst.....	505 Wakara Way Salt Lake City, UT 84108
Ufirst.....	9400 South 2275 East..... Sandy, UT 84093
Ufirst.....	213 W Crossroads Blvd.....Saratoga Springs, UT 84045
Ufirst.....	338 N Bluff St St George, UT 84770
Ufirst.....	7121 South Redwood..... West Jordan, UT 84084
Ufirst.....	8952 South Redwood..... West Jordan, UT 84088
Ufirst.....	2752 South Redwood..... West Valley, UT 84119
USC Credit Union	220 E 1400 N..... Logan, UT 84341
USU Credit Union	198 N Main Logan, UT 84321
USU Credit Union	695 E 1000 N..... Logan, UT 84321
USU Credit Union	890 S MainSmithfield, UT 84335

State Chartered Credit Union**Shared Branch Network Listing (Continued)**

Credit Union Location:	Address:
Utah First	616 W Main St..... American Fork, UT 84003
Utah First	1166 E Fort Union Blvd Cottonwood Heights, UT 84047
Utah First	1155 W Park Lane..... Farmington, UT 84025
Utah First	310 N 100 West..... Provo, UT 84601
Utah First	222 E South Temple..... Salt Lake City, UT 84111
Utah First	9213 Quarry Bend Dr Sandy, UT 84094
Utah First	3642 W 11400 S..... South Jordan, UT 84095
Utah First	1520 S 500 West..... Woods Cross, UT 84087
Wasatch Peaks	1 Browning Pl Mountain Green, UT 84050
Wasatch Peaks	3012 S 1900 W..... Ogden, UT 84401
Wasatch Peaks	4723 Harrison Blvd..... Ogden, UT 84403
Wasatch Peaks	975 Washington Blvd..... Ogden, UT 84404
Wasatch Peaks	3631 W 2600 N..... Plain City, UT 84404
Wasatch Peaks	1588 W 2700 N..... Pleasant View, UT 84414
Wasatch Peaks	1935 W 4800 S..... Roy, UT 84067

Total Credit Union Shared Branches in Utah - 158

Changes in State Chartered Credit Unions

<u>State Credit Union and Branches:</u>	<u>June 30, 2023</u>	<u>June 30, 2024</u>
State Credit Unions	24	24
Branches	31	31

There were no changes to State chartered credit unions during the reporting period.

State Chartered Credit Unions
June 30, 2024

24 Reporting Figures in Thousands of Dollars	Total State Credit Unions	Alpine	Beckstrand & Associates Employees	Education First	Fire- Fighters	Freedom	Hi-Land
ASSETS							
Cash & Cash Equivalents.....	236,894	24,898	117	2,411	9,335	4,316	11,011
Loans:							
Unsecured.....	60,322	8,509	0	2,647	1,675	1,170	708
Auto.....	630,005	103,946	0	11,252	16,596	18,485	9,993
Real Estate.....	741,410	101,881	0	31,185	22,725	23,545	28,517
Leases Receivable.....	0	0	0	0	0	0	0
All Other Members.....	129,746	10,800	0	2,590	4,766	3,057	415
Total Loans.....	1,561,483	225,136	0	47,674	45,762	46,257	39,633
LESS: Allowance for Loan Losses.....	6,575	703	0	159	151	179	260
Loans Held for Sale.....	0	0	0	0	0	0	0
Total Investments.....	634,473	54,832	0	107	3,470	8,485	187
Land and Building (Net).....	42,545	11,201	0	202	465	3,561	3,279
Foreclosed and Repossessed Assets.....	594	52	0	0	0	86	0
Other Fixed Assets.....	6,531	1,496	0	292	229	399	19
Other Assets.....	51,010	7,458	150	2,050	856	1,122	483
TOTAL ASSETS.....	2,526,955	324,370	267	52,577	59,966	64,047	54,352
LIABILITIES AND EQUITY							
Shares & Deposits:							
Share Drafts.....	252,920	49,045	0	8,151	8,673	9,385	4,412
Regular Shares.....	854,000	95,695	0	14,903	17,273	23,136	14,150
Money Market Shares.....	173,346	47,778	0	706	5,491	2,069	0
Certificates of Deposits.....	781,633	94,222	0	8,073	12,964	17,254	20,135
IRA / KEOGH & Retirement Accounts.....	105,053	1,911	0	920	1,898	3,075	2,229
All Other.....	50,161	374	0	12,055	7,291	1,494	1,530
Total Shares and Deposits.....	2,217,113	289,025	0	44,808	53,590	56,413	42,456
Borrowings.....	3,459	0	0	2,459	0	0	0
Dividends and Interest Payable.....	2,645	1,011	0	0	0	101	59
Accounts Payable and Other Liabilities.....	16,750	2,448	107	199	128	917	124
Other Reserves.....	9,220	(668)	6	2,280	3,000	0	3,261
Undivided Earnings.....	277,768	32,554	154	2,831	3,248	6,616	8,452
TOTAL LIABILITIES & EQUITY.....	2,526,955	324,370	267	52,577	59,966	64,047	54,352

State Chartered Credit Unions
June 30, 2024

24 Reporting Figures in Thousands of Dollars	Holly Frontier Employees	Kings Peak	Member's First	Millard County	National J.A.C.L.	Nebo	P & S
ASSETS							
Cash & Cash Equivalents.....	577	980	26,381	24,337	11,340	14,458	6,525
Loans:							
Unsecured.....	256	1,406	7,136	581	1,253	4,097	715
Auto.....	3,822	20,951	55,557	18,634	8,544	54,448	8,288
Real Estate.....	0	10,998	19,731	10,076	11,897	34,512	4,400
Leases Receivable.....	0	0	0	0	0	0	0
All Other Members.....	954	5,225	14,297	1,047	541	8,161	4,617
Total Loans.....	5,032	38,580	96,721	30,338	22,235	101,218	18,020
LESS: Allowance for Loan Losses.....	128	611	406	160	194	541	158
Loans Held for Sale.....	0	0	0	0	0	0	0
Total Investments.....	28	7,271	47,705	123	2,964	22,297	83
Land and Building (Net).....	0	1,624	3,639	588	926	2,684	0
Foreclosed and Repossessed Assets.....	0	0	141	0	0	314	0
Other Fixed Assets.....	0	72	84	25	47	346	70
Other Assets.....	56	912	8,560	733	1,521	1,655	291
TOTAL ASSETS.....	5,565	48,828	182,825	55,984	38,839	142,431	24,831
LIABILITIES AND EQUITY							
Shares & Deposits:							
Share Drafts.....	0	4,576	23,802	11,793	4,418	15,814	3,851
Regular Shares.....	1,922	9,280	47,175	23,616	11,486	55,592	9,461
Money Market Shares.....	0	9,766	36,256	5,847	4,618	2,068	3,350
Certificates of Deposits.....	1,559	19,508	35,905	6,659	9,986	35,759	3,458
IRA / KEOGH & Retirement Accounts.....	255	0	3,982	562	2,223	2,876	1,611
All Other.....	0	1,243	8,401	1,433	0	7,601	463
Total Shares and Deposits.....	3,736	44,373	155,521	49,910	32,731	119,710	22,194
Borrowings.....	0	0	0	0	1,000	0	0
Dividends and Interest Payable.....	7	0	208	0	26	221	87
Accounts Payable and Other Liabilities.....	15	84	2,922	23	1,264	829	232
Other Reserves.....	390	2,000	10,100	1,512	2,001	(1,872)	193
Undivided Earnings.....	1,417	2,371	14,074	4,539	1,817	23,543	2,125
TOTAL LIABILITIES & EQUITY.....	5,565	48,828	182,825	55,984	38,839	142,431	24,831

State Chartered Credit Unions
June 30, 2024

24 Reporting Figures in Thousands of Dollars	Pacific Horizon	Presto Lewiston Employees	Provo Police & Fire Dept.	S E A	San Juan	South Sanpete	Tanner Employees
ASSETS							
Cash & Cash Equivalents.....	21,570	108	672	1,465	3,199	235	1,611
Loans:							
Unsecured.....	2,592	6	12	90	2,368	13	174
Auto.....	57,310	212	1,362	3,538	14,250	715	3,411
Real Estate.....	33,657	7	0	0	63	0	0
Leases Receivable.....	0	0	0	0	0	0	0
All Other Members.....	12,214	47	238	814	2,403	0	731
Total Loans.....	105,773	272	1,612	4,442	19,084	728	4,316
LESS: Allowance for Loan Losses.....	733	6	70	46	402	17	59
Loans Held for Sale.....	0	0	0	0	0	0	0
Total Investments.....	447	0	14	0	5,308	0	27
Land and Building (Net).....	3,168	0	0	0	231	0	0
Foreclosed and Repossessed Assets.....	0	0	0	0	0	0	0
Other Fixed Assets.....	447	2	1	0	210	0	0
Other Assets.....	3,011	2	20	47	631	12	67
TOTAL ASSETS.....	133,683	378	2,249	5,908	28,261	958	5,962
LIABILITIES AND EQUITY							
Shares & Deposits:							
Share Drafts.....	17,067	0	0	0	5,295	0	413
Regular Shares.....	31,168	287	1,863	4,570	7,966	832	2,798
Money Market Shares.....	7,269	0	0	0	3,011	0	1,310
Certificates of Deposits.....	46,197	0	0	0	5,542	0	177
IRA / KEOGH & Retirement Accounts.....	13,059	0	0	0	1,689	0	0
All Other.....	6,425	0	0	0	891	0	356
Total Shares and Deposits.....	121,185	287	1,863	4,570	24,394	832	5,054
Borrowings.....	0	0	0	0	0	0	0
Dividends and Interest Payable.....	234	0	0	0	0	0	1
Accounts Payable and Other Liabilities.....	(180)	0	0	6	127	0	0
Other Reserves.....	(106)	0	126	0	1,186	47	369
Undivided Earnings.....	12,550	91	260	1,332	2,554	79	538
TOTAL LIABILITIES & EQUITY.....	133,683	378	2,249	5,908	28,261	958	5,962

State Chartered Credit Unions
June 30, 2024

24 Reporting Figures in Thousands of Dollars	Trans West	Uintah	Utah Heritage	Utah Power
ASSETS				
Cash & Cash Equivalents.....	19,364	3,673	34,885	13,428
Loans:				
Unsecured.....	7,121	134	2,559	15,101
Auto.....	61,180	515	27,650	129,347
Real Estate.....	76,307	0	55,346	276,562
Leases Receivable.....	0	0	0	0
All Other Members.....	3,255	195	13,683	39,696
Total Loans.....	147,863	844	99,238	460,706
LESS: Allowance for Loan Losses.....	583	29	576	404
Loans Held for Sale.....	0	0	0	0
Total Investments.....	17,232	16	2,206	461,669
Land and Building (Net).....	2,772	0	1,950	6,253
Foreclosed and Repossessed Assets.....	0	0	0	0
Other Fixed Assets.....	1,066	0	230	1,495
Other Assets.....	3,186	43	2,117	16,030
TOTAL ASSETS.....	190,900	4,547	140,050	959,177
LIABILITIES AND EQUITY				
Shares & Deposits:				
Share Drafts.....	26,084	0	18,041	42,101
Regular Shares.....	42,419	3,915	32,447	402,045
Money Market Shares.....	33,210	0	10,598	0
Certificates of Deposits.....	59,966	0	54,551	349,717
IRA / KEOGH & Retirement Accounts.....	7,870	0	7,571	53,323
All Other.....	555	0	49	0
Total Shares and Deposits.....	170,104	3,915	123,257	847,186
Borrowings.....	0	0	0	0
Dividends and Interest Payable.....	0	0	117	573
Accounts Payable and Other Liabilities.....	1,150	3	1,328	5,022
Other Reserves.....	6,973	145	4,895	(26,618)
Undivided Earnings.....	12,673	484	10,453	133,014
TOTAL LIABILITIES & EQUITY.....	190,900	4,547	140,050	959,177

Federally Chartered Credit Unions
June 30, 2024

32 Reporting Figures in Thousands Dollars	Total Federal Credit Unions	America First	American United	Ascent	C U P	Cyprus	Deseret First
ASSETS							
Cash & Cash Equivalents.....	5,675,300	2,284,096	24,801	5,859	1,374	60,432	77,322
Loans:							
Unsecured.....	3,412,633	1,207,560	58,484	5,888	1,036	79,826	36,316
Auto.....	17,300,946	7,095,149	72,756	36,078	3,175	658,249	198,329
Real Estate.....	13,845,389	3,364,438	88,069	86,664	2,172	460,923	471,132
Leases Receivable.....	0	0	0	0	0	0	0
All Other Members.....	9,226,855	3,195,250	84,719	14,365	775	394,673	222,974
Total Loans.....	43,785,823	14,862,397	304,028	142,995	7,158	1,593,671	928,751
LESS: Allowance for Loan Losses.....	541,067	255,341	4,091	818	27	14,449	4,296
Loans Held for Sale.....	37,358	17,184	0	0	0	2,133	3,176
Total Investments.....	4,167,006	2,805,021	32,496	8,446	2	7,241	38,189
Land and Building (Net).....	1,176,511	342,401	11,474	3,553	0	58,213	32,968
Foreclosed and Repossessed Assets....	23,857	9,142	1,122	65	0	787	0
Other Fixed Assets.....	178,799	56,552	1,897	317	4	5,367	3,505
Other Assets.....	1,524,148	641,644	22,545	6,365	130	55,595	27,944
TOTAL ASSETS.....	56,027,735	20,763,096	394,272	166,782	8,641	1,768,990	1,107,559
LIABILITIES AND EQUITY							
Shares & Deposits:							
Share Drafts.....	9,144,396	3,376,139	54,760	26,681	392	289,657	208,984
Regular Shares.....	7,178,951	2,958,956	61,996	39,023	3,013	333,035	228,670
Money Market Shares.....	14,380,428	5,627,865	76,754	34,721	192	223,437	247,786
Certificates of Deposits.....	15,708,275	5,671,120	104,794	43,046	3,500	502,968	293,104
IRA / KEOGH & Retirement Accounts.	1,424,066	635,536	16,031	4,116	174	79,184	25,987
All Other.....	1,085,489	55,288	19,374	2,017	360	63,662	0
Total Shares and Deposits.....	48,921,605	18,324,904	333,709	149,604	7,631	1,491,943	1,004,531
Borrowings.....	795,410	0	15,000	0	0	52,500	0
Dividends and Interest Payable.....	39,146	29,406	0	0	0	0	1,883
Accounts Payable and Other Liabilities.	643,279	213,677	6,149	1,920	(39)	24,776	15,074
Other Reserves.....	2,545,684	2,094,564	3,082	1,678	211	(1,122)	15,494
Undivided Earnings.....	3,082,611	100,545	36,332	13,580	838	200,893	70,577
TOTAL LIABILITIES & EQUITY.....	56,027,735	20,763,096	394,272	166,782	8,641	1,768,990	1,107,559

Federally Chartered Credit Unions
June 30, 2024

32 Reporting Figures in Thousands Dollars	Desert Rivers	Desertview	Devils Slide	Eastern Utah Community	Elevate	Flexpak	Gibbons & Reed Employees
ASSETS							
Cash & Cash Equivalents.....	13,056	21,820	1,531	22,526	37,763	475	4,136
Loans:							
Unsecured.....	3,233	868	51	2,818	5,506	80	47
Auto.....	41,793	10,652	8,343	51,112	73,854	1,122	1,662
Real Estate.....	20,592	5,295	0	30,855	20,058	0	0
Leases Receivable.....	0	0	0	0	0	0	0
All Other Members.....	20,796	4,299	5,072	38,328	35,820	379	398
Total Loans.....	86,414	21,114	13,466	123,113	135,238	1,581	2,107
LESS: Allowance for Loan Losses.....	1,234	1,306	75	1,044	424	8	58
Loans Held for Sale.....	0	0	0	0	0	0	0
Total Investments.....	247	650	3,267	51,355	46,654	4	27
Land and Building (Net).....	4,535	79	120	1,645	5,502	0	0
Foreclosed and Repossessed Assets.....	0	0	0	83	0	0	0
Other Fixed Assets.....	448	139	23	438	417	0	0
Other Assets.....	1,677	573	194	2,797	4,070	16	56
TOTAL ASSETS.....	105,143	43,069	18,526	200,913	229,220	2,068	6,268
LIABILITIES AND EQUITY							
Shares & Deposits:							
Share Drafts.....	18,394	7,419	380	34,642	29,563	0	0
Regular Shares.....	21,405	9,460	7,525	50,771	61,529	1,680	4,607
Money Market Shares.....	4,796	16,396	0	30,695	4,238	0	0
Certificates of Deposits.....	50,834	2,921	8,024	52,764	81,574	0	0
IRA / KEOGH & Retirement Accounts.....	1,521	1,311	0	5,775	5,644	24	0
All Other.....	0	0	0	0	0	0	626
Total Shares and Deposits.....	96,950	37,507	15,929	174,647	182,548	1,704	5,233
Borrowings.....	1,400	0	0	0	0	0	0
Dividends and Interest Payable.....	0	0	0	305	161	0	0
Accounts Payable and Other Liabilities.....	215	40	199	538	585	4	10
Other Reserves.....	1,117	0	217	4,751	0	145	275
Undivided Earnings.....	5,461	5,522	2,181	20,672	45,926	215	750
TOTAL LIABILITIES & EQUITY.....	105,143	43,069	18,526	200,913	229,220	2,068	6,268

Federally Chartered Credit Unions
June 30, 2024

32 Reporting Figures in Thousands Dollars	Goldenwest	Granite	Hercules First	Horizon Utah	Jordan	Logan Cache Rich	Logan Medical
ASSETS							
Cash & Cash Equivalents.....	287,560	36,635	9,481	47,811	46,628	14,537	12,700
Loans:							
Unsecured.....	99,186	11,017	3,402	7,277	14,871	290	415
Auto.....	810,896	131,836	61,280	33,609	82,834	7,648	9,932
Real Estate.....	925,511	244,939	56,257	49,306	71,871	4,510	6,421
Leases Receivable.....	0	0	0	0	0	0	0
All Other Members.....	746,102	255,090	15,368	4,561	47,110	984	2,731
Total Loans.....	2,581,695	642,882	136,307	94,753	216,686	13,432	19,499
LESS: Allowance for Loan Losses.....	29,744	4,265	336	1,833	1,584	71	102
Loans Held for Sale.....	2,308	0	0	0	0	0	0
Total Investments.....	201,253	118,065	10,407	19,974	82,777	83	0
Land and Building (Net).....	91,281	7,349	3,586	9,136	13,535	871	0
Foreclosed and Repossessed Assets.....	941	0	189	0	79	0	0
Other Fixed Assets.....	41,041	2,789	409	1,143	1,032	11	6
Other Assets.....	80,238	15,109	5,765	8,463	19,400	351	393
TOTAL ASSETS.....	<u>3,256,573</u>	<u>818,564</u>	<u>165,808</u>	<u>179,447</u>	<u>378,553</u>	<u>29,214</u>	<u>32,496</u>
LIABILITIES AND EQUITY							
Shares & Deposits:							
Share Drafts.....	450,706	99,950	15,061	29,413	79,205	1,282	2,699
Regular Shares.....	658,905	119,941	40,617	40,280	105,290	18,417	12,436
Money Market Shares.....	482,432	136,157	17,020	46,912	83,485	0	0
Certificates of Deposits.....	1,082,580	320,530	29,481	30,907	74,308	5,581	9,813
IRA / KEOGH & Retirement Accounts.....	90,800	16,797	8,272	3,723	4,648	0	2,053
All Other.....	1,311	3,706	19,627	5,691	0	0	0
Total Shares and Deposits.....	2,766,734	697,081	130,078	156,926	346,936	25,280	27,001
Borrowings.....	4,500	40,000	21,000	0	0	0	0
Dividends and Interest Payable.....	2,300	0	184	164	952	0	24
Accounts Payable and Other Liabilities.....	49,260	8,919	103	1,340	2,297	41	23
Other Reserves.....	417,770	409	7,208	18,500	(7,489)	54	0
Undivided Earnings.....	16,009	72,155	7,235	2,517	35,857	3,839	5,448
TOTAL LIABILITIES & EQUITY.....	<u>3,256,573</u>	<u>818,564</u>	<u>165,808</u>	<u>179,447</u>	<u>378,553</u>	<u>29,214</u>	<u>32,496</u>

Federally Chartered Credit Unions
June 30, 2024

32 Reporting Figures in Thousands Dollars	LU 354 I B E W	Mountain America	Nephi Western Employees	North Sanpete	Orem City Employees	Ridgeline	University First
ASSETS							
Cash & Cash Equivalents.....	4,395	2,251,433	12,093	242	444	3,638	96,860
Loans:							
Unsecured.....	649	1,707,142	130	4	121	1,058	65,159
Auto.....	16,854	6,215,403	10,964	850	1,771	5,615	627,687
Real Estate.....	7,835	6,013,726	14,763	0	0	5,840	395,310
Leases Receivable.....	0	0	0	0	0	0	0
All Other Members.....	4,853	2,307,358	4,547	49	190	1,628	529,174
Total Loans.....	30,191	16,243,629	30,404	903	2,082	14,141	1,617,330
LESS: Allowance for Loan Losses.....	100	176,445	253	13	10	64	10,045
Loans Held for Sale.....	0	9,716	0	0	0	0	106
Total Investments.....	2,694	373,710	123	0	0	11,694	112,181
Land and Building (Net).....	0	410,932	462	0	0	176	66,750
Foreclosed and Repossessed Assets.....	72	8,701	6	0	0	0	1,741
Other Fixed Assets.....	88	47,083	51	1	0	40	4,676
Other Assets.....	428	416,804	372	13	38	435	64,923
TOTAL ASSETS.....	37,768	19,585,563	43,258	1,146	2,554	30,060	1,954,522
LIABILITIES AND EQUITY							
Shares & Deposits:							
Share Drafts.....	5,795	3,283,870	413	0	0	9,655	320,850
Regular Shares.....	10,398	1,441,233	18,132	869	1,672	4,354	277,605
Money Market Shares.....	4,970	5,919,609	0	0	0	5,195	509,230
Certificates of Deposits.....	9,904	5,568,857	8,314	0	503	6,667	498,501
IRA / KEOGH & Retirement Accounts.....	1,303	380,717	0	0	0	1,504	37,959
All Other.....	0	584,895	1,394	0	0	29	50,000
Total Shares and Deposits.....	32,370	17,179,181	28,253	869	2,175	27,404	1,694,145
Borrowings.....	0	400,000	0	0	0	0	60,000
Dividends and Interest Payable.....	12	0	114	1	0	15	3,557
Accounts Payable and Other Liabilities.....	14	239,035	197	2	3	25	20,704
Other Reserves.....	(156)	(11,611)	1,655	85	84	409	(10,925)
Undivided Earnings.....	5,528	1,778,958	13,039	189	292	2,207	187,041
TOTAL LIABILITIES & EQUITY.....	37,768	19,585,563	43,258	1,146	2,554	30,060	1,954,522

Federally Chartered Credit Unions
June 30, 2024

32 Reporting Figures in Thousands Dollars	Utah Community	Utah First	Valley Wide	Varex	Wasatch Peaks
ASSETS					
Cash & Cash Equivalents.....	120,786	120,977	241	1,859	51,787
Loans:					
Unsecured.....	64,821	27,409	8	686	7,274
Auto.....	764,401	176,859	188	4,972	85,074
Real Estate.....	1,024,860	298,966	0	4,160	170,916
Leases Receivable.....	0	0	0	0	0
All Other Members.....	757,535	289,006	48	663	242,011
Total Loans.....	2,611,617	792,240	244	10,481	505,275
LESS: Allowance for Loan Losses.....	26,231	4,961	2	40	1,797
Loans Held for Sale.....	2,735	0	0	0	0
Total Investments.....	222,133	7,273	0	3,552	7,488
Land and Building (Net).....	48,430	45,343	0	0	18,170
Foreclosed and Repossessed Assets.....	836	0	0	0	93
Other Fixed Assets.....	6,149	2,170	0	18	2,987
Other Assets.....	71,551	40,830	5	237	35,185
TOTAL ASSETS.....	3,058,006	1,003,872	488	16,107	619,188
LIABILITIES AND EQUITY					
Shares & Deposits:					
Share Drafts.....	595,897	121,514	0	2,487	78,589
Regular Shares.....	411,717	123,562	358	5,548	105,942
Money Market Shares.....	634,912	167,819	0	3,141	102,666
Certificates of Deposits.....	848,456	225,017	0	1,531	172,678
IRA / KEOGH & Retirement Accounts.....	54,840	29,868	0	402	15,879
All Other.....	170,134	97,140	0	0	10,237
Total Shares and Deposits.....	2,715,956	764,920	358	13,109	485,991
Borrowings.....	0	130,000	0	0	71,010
Dividends and Interest Payable.....	0	0	0	40	29
Accounts Payable and Other Liabilities.....	42,547	12,277	2	13	3,329
Other Reserves.....	(856)	84	19	0	10,031
Undivided Earnings.....	300,359	96,591	109	2,944	48,799
TOTAL LIABILITIES & EQUITY.....	3,058,006	1,003,872	488	16,106	619,189

Out-of-State Credit Unions with Branches in Utah
June 30, 2024

5 Reporting Figures in Thousands Dollars	Total OOS Credit Unions	Chartway Federal	Delta Community	Operating Engineers Local Union #3	Security Service	UNIFY Financial
ASSETS						
Cash & Cash Equivalents.....	2,030,461	283,668	311,495	96,027	1,141,203	198,069
Loans:						
Unsecured.....	1,811,286	431,482	408,499	72,814	610,410	288,081
Auto.....	7,730,936	1,213,115	1,874,814	289,061	3,709,736	644,211
Real Estate.....	9,867,609	497,848	2,476,123	433,035	5,578,163	882,439
Leases Receivable.....	74,086	0	0	0	0	74,086
All Other Members.....	3,669,843	178,282	876,455	65,880	1,432,687	1,116,539
Total Loans.....	23,153,760	2,320,727	5,635,891	860,790	11,330,996	3,005,356
LESS: Allowance for Loan Losses.....	332,848	31,888	57,345	11,069	106,388	126,159
Loans Held for Sale.....	7,948	292	0	0	7,656	0
Total Investments.....	3,576,553	101,584	2,349,585	478,127	389,701	257,556
Land and Building (Net).....	377,889	35,296	59,336	13,768	266,358	3,131
Foreclosed and Repossessed Assets.....	14,550	2,074	1,876	314	4,327	5,958
Other Fixed Assets.....	137,996	13,959	68,185	4,056	37,890	13,907
Other Assets.....	1,096,902	232,376	229,379	24,221	421,059	189,867
TOTAL ASSETS.....	30,063,211	2,958,088	8,598,402	1,466,234	13,492,802	3,547,685
LIABILITIES AND EQUITY						
Shares & Deposits:						
Share Drafts.....	5,177,608	581,285	1,631,442	194,866	2,111,161	658,854
Regular Shares.....	6,316,996	643,729	2,033,169	490,092	2,248,534	901,471
Money Market Shares.....	3,864,153	386,326	1,889,440	128,234	988,855	471,298
Certificates of Deposits.....	8,150,155	738,072	1,709,145	392,023	4,402,494	908,420
IRA / KEOGH & Retirement Accounts.....	1,044,234	83,380	332,043	60,262	446,043	122,506
All Other.....	316,154	237,989	30,664	0	37,999	9,503
Total Shares and Deposits.....	24,869,300	2,670,781	7,625,903	1,265,477	10,235,086	3,072,052
Borrowings.....	2,065,000	15,000	100,000	0	1,750,000	200,000
Dividends and Interest Payable.....	9,168	402	0	0	8,766	0
Accounts Payable and Other Liabilities.....	300,687	33,687	129,328	18,003	68,442	51,226
Other Reserves.....	(308,643)	13,286	(259,028)	(38,581)	(11,640)	(12,680)
Undivided Earnings.....	3,127,699	224,932	1,002,199	221,335	1,442,148	237,087
TOTAL LIABILITIES & EQUITY.....	30,063,211	2,958,088	8,598,402	1,466,234	13,492,802	3,547,685

Consolidated Income Statement
State and Federally Chartered Credit Unions
For The Six Month Period Ending June 30, 2024

24 State and 32 Federal Reporting
Figures in Thousands

	State	Federal
INTEREST INCOME		
Interest on Loans.....	\$ 43,082	\$ 1,407,658
LESS: Interest Refund.....	1	14
Income from Investments.....	9,496	156,176
TOTAL INTEREST INCOME.....	52,577	1,563,820
INTEREST EXPENSES		
Dividends on Shares.....	7,272	623,679
Interest on Deposits.....	16,243	0
Interest on Borrowed Money.....	102	15,747
TOTAL INTEREST INCOME.....	23,617	639,426
NET INTEREST INCOME.....	28,960	924,394
Provision for Loan Loss.....	2,138	203,249
NON-INTEREST INCOME		
Fee Income.....	3,904	161,525
Other Operating Income.....	4,787	180,495
Gain (Loss) on Equity & Trading Debt Securities.....	40	17,580
Gain (Loss) on Investments & Derivatives.....	0	387
Gain (Loss) on Disposition of Other Assets.....	0	5,816
Other Non-operating Income (Expense).....	1,459	4,988
TOTAL NON-INTEREST INCOME.....	10,190	370,791
NON-INTEREST EXPENSE		
Employee Compensation and Benefit.....	14,671	427,003
Travel and Conference.....	259	5,706
Office Occupancy.....	1,726	46,331
Office Operations.....	6,391	137,182
Educational and Promotional.....	555	44,006
Loan Servicing.....	2,907	93,655
Professional and Outside Services.....	974	35,575
Member Insurance.....	67	65
Operating Fees.....	192	2,380
Miscellaneous Operating.....	1,310	45,332
TOTAL NON-INTEREST EXPENSE.....	29,052	837,235
NET INCOME.....	\$ 7,960	\$ 254,701

State Chartered Credit Unions
December 31, 2023

24 Reporting Figures in Thousands of Dollars	Total State Credit Unions	Alpine	Beckstrand & Associates Employees	Education First	Fire- Fighters	Freedom	Hi-Land
ASSETS							
Cash & Cash Equivalents.....	222,384	27,025	265	3,683	8,012	1,566	11,411
Loans:							
Unsecured.....	61,964	8,887	0	2,523	1,651	1,205	721
Auto.....	635,623	99,051	0	11,191	16,856	21,014	10,167
Real Estate.....	701,279	95,441	0	25,073	22,424	21,745	29,749
Leases Receivable.....	0	0	0	0	0	0	0
All Other Members.....	126,525	8,628	0	2,660	4,881	2,523	499
Total Loans.....	1,525,391	212,007	0	41,447	45,812	46,487	41,136
LESS: Allowance for Loan Losses.....	6,178	683	0	131	174	248	264
Loans Held for Sale.....	0	0	0	0	0	0	0
Total Investments.....	596,443	54,360	0	107	4,443	8,241	187
Land and Building (Net).....	40,774	11,149	0	208	477	3,507	3,316
Other Real Estate Owned.....	871	497	0	0	0	22	0
Other Fixed Assets.....	7,010	1,581	0	209	228	410	24
Other Assets.....	47,494	7,306	250	2,009	658	1,149	529
TOTAL ASSETS.....	2,434,189	313,242	515	47,532	59,456	61,134	56,339
LIABILITIES AND EQUITY							
Shares & Deposits:							
Share Drafts.....	257,792	50,252	0	9,427	9,107	9,850	3,980
Regular Shares.....	869,718	96,813	0	14,666	18,105	21,599	16,485
Money Market Shares.....	170,797	48,846	0	1,128	4,928	2,087	0
Certificates of Deposits.....	697,059	81,365	0	9,006	11,556	15,351	19,706
IRA / KEOGH & Retirement Accounts.....	96,179	502	0	949	1,837	3,253	2,474
All Other.....	45,230	128	0	7,320	7,770	1,808	1,540
Total Shares and Deposits.....	2,136,775	277,906	0	42,496	53,303	53,948	44,185
Borrowings.....	3,705	0	0	0	0	0	0
Dividends and Interest Payable.....	2,383	789	0	0	0	87	38
Accounts Payable and Other Liabilities.....	15,694	3,090	356	147	57	668	120
Other Reserves.....	4,716	(754)	6	2,122	3,000	0	3,261
Undivided Earnings.....	270,916	32,211	153	2,767	3,096	6,431	8,735
TOTAL LIABILITIES & EQUITY.....	2,434,189	313,242	515	47,532	59,456	61,134	56,339

State Chartered Credit Unions
December 31, 2023

24 Reporting Figures in Thousands of Dollars	Holly Frontier Employees	Kings Peak	Member's First	Millard County	National J.A.C.L.	Nebo	P & S
ASSETS							
Cash & Cash Equivalents.....	964	5,078	15,142	23,844	9,838	7,332	3,735
Loans:							
Unsecured.....	256	1,252	7,717	701	1,198	4,050	808
Auto.....	4,209	19,593	56,955	18,851	8,072	56,939	9,593
Real Estate.....	0	9,153	19,250	9,185	11,271	34,882	4,728
Leases Receivable.....	0	0	0	0	0	0	0
All Other Members.....	1,039	4,887	14,805	1,245	500	8,344	4,070
Total Loans.....	5,504	34,885	98,727	29,982	21,041	104,215	19,199
LESS: Allowance for Loan Losses.....	121	588	435	156	227	495	162
Loans Held for Sale.....	0	0	0	0	0	0	0
Total Investments.....	28	5,431	46,576	123	3,079	23,611	83
Land and Building (Net).....	0	703	3,719	601	945	2,729	0
Other Real Estate Owned.....	0	0	139	0	0	202	0
Other Fixed Assets.....	0	78	49	34	51	279	72
Other Assets.....	64	725	8,677	770	1,527	1,662	287
TOTAL ASSETS.....	6,439	46,312	172,594	55,198	36,254	139,535	23,214
LIABILITIES AND EQUITY							
Shares & Deposits:							
Share Drafts.....	0	5,494	23,360	12,088	4,247	17,048	3,384
Regular Shares.....	3,043	9,698	45,096	28,962	11,763	46,804	9,349
Money Market Shares.....	0	12,094	36,574	4,556	5,332	0	2,821
Certificates of Deposits.....	1,429	14,965	29,926	1,831	7,558	39,518	3,359
IRA / KEOGH & Retirement Accounts.....	195	0	3,920	696	2,234	1,657	1,602
All Other.....	0	0	8,322	1,347	0	8,765	304
Total Shares and Deposits.....	4,667	42,251	147,198	49,480	31,134	113,792	20,819
Borrowings.....	0	0	0	0	0	3,705	0
Dividends and Interest Payable.....	7	0	171	0	15	218	79
Accounts Payable and Other Liabilities.....	5	32	2,748	(1)	1,273	925	168
Other Reserves.....	384	2,000	10,100	1,352	2,001	(2,127)	193
Undivided Earnings.....	1,376	2,029	12,377	4,367	1,831	23,022	1,955
TOTAL LIABILITIES & EQUITY.....	6,439	46,312	172,594	55,198	36,254	139,535	23,214

State Chartered Credit Unions
December 31, 2023

24 Reporting Figures in Thousands of Dollars	Pacific Horizon	Presto Lewiston Employees	Provo Police & Fire Dept.	S E A	San Juan	South Sanpete	Tanner Employees
ASSETS							
Cash & Cash Equivalents.....	16,069	127	783	1,182	3,542	315	1,529
Loans:							
Unsecured.....	2,557	8	9	115	2,506	26	191
Auto.....	59,943	174	1,343	3,625	14,451	757	3,656
Real Estate.....	32,559	8	0	0	71	0	0
Leases Receivable.....	0	0	0	0	0	0	0
All Other Members.....	11,902	28	274	847	2,045	0	811
Total Loans.....	106,961	218	1,626	4,587	19,073	783	4,658
LESS: Allowance for Loan Losses.....	419	6	70	46	387	22	59
Loans Held for Sale.....	0	0	0	0	0	0	0
Total Investments.....	447	0	14	0	4,058	0	27
Land and Building (Net).....	2,055	0	0	0	231	0	0
Other Real Estate Owned.....	11	0	0	0	0	0	0
Other Fixed Assets.....	1,058	1	2	0	245	0	0
Other Assets.....	1,603	2	28	53	663	13	86
TOTAL ASSETS.....	<u>127,785</u>	<u>342</u>	<u>2,383</u>	<u>5,776</u>	<u>27,425</u>	<u>1,089</u>	<u>6,241</u>
LIABILITIES AND EQUITY							
Shares & Deposits:							
Share Drafts.....	15,239	0	0	0	5,577	0	421
Regular Shares.....	31,299	255	2,002	4,459	7,508	966	3,192
Money Market Shares.....	7,189	0	0	0	3,266	0	1,203
Certificates of Deposits.....	43,876	0	0	0	4,542	0	107
IRA / KEOGH & Retirement Accounts.....	11,701	0	0	0	1,745	0	0
All Other.....	6,425	0	0	0	956	0	418
Total Shares and Deposits.....	115,729	255	2,002	4,459	23,594	966	5,341
Borrowings.....	0	0	0	0	0	0	0
Dividends and Interest Payable.....	263	0	0	0	0	0	1
Accounts Payable and Other Liabilities.....	(212)	0	0	4	127	1	3
Other Reserves.....	(107)	0	126	0	1,094	46	369
Undivided Earnings.....	12,112	87	255	1,313	2,610	76	527
TOTAL LIABILITIES & EQUITY.....	<u>127,785</u>	<u>342</u>	<u>2,383</u>	<u>5,776</u>	<u>27,425</u>	<u>1,089</u>	<u>6,241</u>

State Chartered Credit Unions
December 31, 2023

24 Reporting Figures in Thousands of Dollars	Trans West	Uintah	Utah Heritage	Utah Power
ASSETS				
Cash & Cash Equivalents.....	11,749	3,350	33,514	32,329
Loans:				
Unsecured.....	7,805	137	2,560	15,080
Auto.....	60,669	660	27,180	130,675
Real Estate.....	74,748	0	52,148	258,845
Leases Receivable.....	0	0	0	0
All Other Members.....	3,323	197	13,799	39,217
Total Loans.....	146,545	994	95,687	443,817
LESS: Allowance for Loan Losses.....	607	28	500	350
Loans Held for Sale.....	0	0	0	0
Total Investments.....	17,977	16	2,206	425,428
Land and Building (Net).....	2,808	0	1,990	6,334
Other Real Estate Owned.....	0	0	0	0
Other Fixed Assets.....	985	0	212	1,493
Other Assets.....	3,234	53	1,823	14,325
TOTAL ASSETS.....	<u>182,691</u>	<u>4,385</u>	<u>134,932</u>	<u>923,376</u>
LIABILITIES AND EQUITY				
Shares & Deposits:				
Share Drafts.....	26,594	0	19,318	42,407
Regular Shares.....	45,212	3,819	34,992	413,633
Money Market Shares.....	35,170	0	5,604	0
Certificates of Deposits.....	49,915	0	52,554	310,494
IRA / KEOGH & Retirement Accounts.....	6,569	0	6,701	50,143
All Other.....	111	0	15	0
Total Shares and Deposits.....	163,571	3,819	119,184	816,677
Borrowings.....	0	0	0	0
Dividends and Interest Payable.....	0	0	114	601
Accounts Payable and Other Liabilities.....	1,124	2	1,401	3,655
Other Reserves.....	6,751	145	4,627	(29,875)
Undivided Earnings.....	11,245	419	9,606	132,318
TOTAL LIABILITIES & EQUITY.....	<u>182,691</u>	<u>4,385</u>	<u>134,932</u>	<u>923,376</u>

Federally Chartered Credit Unions
December 31, 2023

32 Reporting Figures in Thousands Dollars	Total Federal Credit Unions	America First	American United	Ascent	C U P	Cyprus	Deseret First
ASSETS							
Cash & Cash Equivalents.....	4,516,863	1,586,283	16,136	7,987	1,293	78,061	66,607
Loans:							
Unsecured.....	3,275,132	1,215,632	59,619	5,930	992	81,575	34,724
Auto.....	16,937,278	7,097,095	77,663	35,091	3,207	674,478	197,448
Real Estate.....	13,192,355	3,007,491	85,791	83,771	1,867	432,566	463,474
Leases Receivable.....	0	0	0	0	0	0	0
All Other Members.....	8,786,397	3,075,171	82,256	14,966	892	360,977	220,880
Total Loans.....	42,191,162	14,395,389	305,329	139,758	6,958	1,549,596	916,526
LESS: Allowance for Loan Losses.....	524,846	247,591	3,875	822	18	15,209	4,142
Loans Held for Sale.....	22,667	9,954	0	0	0	444	1,163
Total Investments.....	3,943,102	2,605,402	33,684	8,704	2	16,440	18,398
Land and Building (Net).....	1,124,602	306,990	12,202	3,599	0	56,945	33,053
Other Real Estate Owned.....	24,453	12,959	1,120	42	0	663	0
Other Fixed Assets.....	174,818	53,337	1,997	328	6	5,711	3,782
Other Assets.....	1,485,758	627,206	20,753	6,177	125	50,847	27,373
TOTAL ASSETS.....	<u>52,958,579</u>	<u>19,349,929</u>	<u>387,346</u>	<u>165,773</u>	<u>8,366</u>	<u>1,743,498</u>	<u>1,062,760</u>
LIABILITIES AND EQUITY							
Shares & Deposits:							
Share Drafts.....	6,686,397	3,387,996	54,240	25,828	235	288,365	224,350
Regular Shares.....	7,451,232	3,039,710	59,993	41,324	2,848	349,452	249,711
Money Market Shares.....	12,899,534	5,093,284	72,955	34,792	329	198,443	226,977
Certificates of Deposits.....	14,074,067	4,867,514	104,350	38,606	3,175	465,927	229,800
IRA / KEOGH & Retirement Accounts..	1,361,119	591,825	15,540	3,742	202	79,740	23,907
All Other.....	3,469,458	49,799	19,237	2,007	604	65,683	10,000
Total Shares and Deposits.....	45,941,807	17,030,128	326,315	146,299	7,393	1,447,610	964,745
Borrowings.....	1,002,346	0	15,000	2,500	0	81,250	0
Dividends and Interest Payable.....	33,159	26,650	0	0	0	0	1,300
Accounts Payable and Other Liabilities..	616,486	197,759	5,367	1,611	(69)	25,685	14,171
Other Reserves.....	2,512,388	2,095,281	3,075	1,677	211	(5,904)	15,619
Undivided Earnings.....	2,852,393	111	37,589	13,686	831	194,857	66,925
TOTAL LIABILITIES & EQUITY.....	<u>52,958,579</u>	<u>19,349,929</u>	<u>387,346</u>	<u>165,773</u>	<u>8,366</u>	<u>1,743,498</u>	<u>1,062,760</u>

Federally Chartered Credit Unions
December 31, 2023

32 Reporting Figures in Thousands Dollars	Desert Rivers	Desertview	Devils Slide	Eastern Utah Community	Elevate	Flexpak	Gibbons & Reed Employees
ASSETS							
Cash & Cash Equivalents.....	10,872	19,809	1,405	16,396	28,075	434	3,878
Loans:							
Unsecured.....	3,299	893	48	2,653	5,311	62	51
Auto.....	41,561	10,277	8,049	49,772	71,823	1,080	1,681
Real Estate.....	18,681	5,197	0	31,513	19,241	0	0
Leases Receivable.....	0	0	0	0	0	0	0
All Other Members.....	17,371	4,461	5,330	33,671	36,689	418	433
Total Loans.....	80,912	20,828	13,427	117,609	133,064	1,560	2,165
LESS: Allowance for Loan Losses.....	1,182	1,322	75	1,043	338	8	46
Loans Held for Sale.....	0	0	0	0	0	0	0
Total Investments.....	242	1,140	4,507	51,707	45,014	4	27
Land and Building (Net).....	4,462	84	124	1,711	5,533	0	0
Other Real Estate Owned.....	0	0	0	272	0	0	0
Other Fixed Assets.....	360	157	23	506	489	0	0
Other Assets.....	1,503	554	192	2,641	3,938	10	58
TOTAL ASSETS.....	97,169	41,250	19,603	189,799	215,775	2,000	6,082
LIABILITIES AND EQUITY							
Shares & Deposits:							
Share Drafts.....	17,773	7,565	489	38,355	28,181	0	0
Regular Shares.....	25,432	9,825	8,194	52,937	62,116	1,622	4,508
Money Market Shares.....	6,585	15,194	0	21,492	4,278	0	0
Certificates of Deposits.....	38,713	1,893	8,464	46,550	70,488	0	0
IRA / KEOGH & Retirement Accounts.....	908	1,361	0	5,854	5,641	24	0
All Other.....	0	0	133	0	0	0	578
Total Shares and Deposits.....	89,411	35,838	17,280	165,188	170,704	1,646	5,086
Borrowings.....	1,400	0	0	0	0	0	0
Dividends and Interest Payable.....	0	0	0	266	138	0	0
Accounts Payable and Other Liabilities.....	302	42	78	468	395	4	9
Other Reserves.....	1,117	0	217	3,205	0	145	275
Undivided Earnings.....	4,939	5,370	2,028	20,672	44,538	205	712
TOTAL LIABILITIES & EQUITY.....	97,169	41,250	19,603	189,799	215,775	2,000	6,082

Federally Chartered Credit Unions
December 31, 2023

32 Reporting Figures in Thousands Dollars	Goldenwest	Granite	Hercules First	Horizon Utah	Jordan	Logan Cache Rich	Logan Medical
ASSETS							
Cash & Cash Equivalents.....	183,586	6,166	8,508	40,033	43,240	15,220	12,622
Loans:							
Unsecured.....	95,056	10,938	3,406	7,107	15,063	306	390
Auto.....	806,703	144,827	61,818	34,053	92,077	7,429	9,672
Real Estate.....	863,397	249,183	56,395	52,854	73,269	4,581	6,528
Leases Receivable.....	0	0	0	0	0	0	0
All Other Members.....	719,685	251,016	15,176	4,773	46,882	1,237	2,646
Total Loans.....	2,484,841	655,964	136,795	98,787	227,291	13,553	19,236
LESS: Allowance for Loan Losses.....	28,686	4,160	326	902	1,756	70	94
Loans Held for Sale.....	3,630	0	0	0	0	0	0
Total Investments.....	206,033	121,722	11,221	23,627	73,989	83	0
Land and Building (Net).....	91,255	7,525	1,723	8,877	13,470	883	0
Other Real Estate Owned.....	634	0	0	366	17	0	0
Other Fixed Assets.....	40,612	2,744	346	1,042	1,183	16	7
Other Assets.....	79,018	13,704	5,562	7,585	19,130	349	393
TOTAL ASSETS.....	<u>3,060,923</u>	<u>803,665</u>	<u>163,829</u>	<u>179,415</u>	<u>376,564</u>	<u>30,034</u>	<u>32,164</u>
LIABILITIES AND EQUITY							
Shares & Deposits:							
Share Drafts.....	440,580	100,662	15,168	30,823	79,075	1,230	2,865
Regular Shares.....	686,117	123,656	41,050	42,923	106,061	20,617	13,814
Money Market Shares.....	414,061	143,869	17,647	45,799	84,114	0	0
Certificates of Deposits.....	968,113	268,551	28,212	27,381	63,769	4,196	8,200
IRA / KEOGH & Retirement Accounts.....	87,596	16,115	8,527	3,614	4,100	0	2,004
All Other.....	681	30,785	17,581	5,667	0	0	0
Total Shares and Deposits.....	2,597,148	683,638	128,185	156,207	337,119	26,043	26,883
Borrowings.....	7,500	40,600	21,486	0	9,750	0	0
Dividends and Interest Payable.....	500	6	164	130	717	0	3
Accounts Payable and Other Liabilities.....	45,265	9,331	17	1,698	1,488	41	16
Other Reserves.....	394,501	(797)	7,208	18,500	(7,902)	54	0
Undivided Earnings.....	16,009	70,887	6,769	2,880	35,392	3,896	5,262
TOTAL LIABILITIES & EQUITY.....	<u>3,060,923</u>	<u>803,665</u>	<u>163,829</u>	<u>179,415</u>	<u>376,564</u>	<u>30,034</u>	<u>32,164</u>

**Federally Chartered Credit Unions
December 31, 2023**

32 Reporting Figures in Thousands Dollars	LU 354 I B E W	Mountain America	Nephi Western Employees	North Sanpete	Orem City Employees	Ridgeline	University First
ASSETS							
Cash & Cash Equivalents.....	1,183	2,023,240	10,577	102	402	513	85,480
Loans:							
Unsecured.....	669	1,560,336	152	6	160	1,110	65,589
Auto.....	17,773	5,772,439	11,678	1,028	1,874	6,038	630,030
Real Estate.....	8,023	5,882,667	15,276	0	0	5,886	441,072
Leases Receivable.....	0	0	0	0	0	0	0
All Other Members.....	5,246	2,119,547	4,496	60	153	1,614	511,742
Total Loans.....	31,711	15,334,989	31,602	1,094	2,187	14,648	1,648,433
LESS: Allowance for Loan Losses.....	100	170,851	276	13	10	79	10,042
Loans Held for Sale.....	0	3,146	0	0	0	0	484
Total Investments.....	2,811	349,766	123	0	0	10,944	108,742
Land and Building (Net).....	0	400,735	462	0	0	182	67,369
Other Real Estate Owned.....	25	5,987	18	0	0	0	1,468
Other Fixed Assets.....	50	44,856	17	2	0	51	5,816
Other Assets.....	456	410,197	369	15	37	443	61,968
TOTAL ASSETS.....	36,136	18,402,065	42,892	1,200	2,616	26,702	1,969,718
LIABILITIES AND EQUITY							
Shares & Deposits:							
Share Drafts.....	5,564	810,081	493	0	0	6,489	324,863
Regular Shares.....	10,419	1,498,345	19,983	930	1,622	4,701	295,317
Money Market Shares.....	5,194	5,233,693	0	0	0	5,865	487,350
Certificates of Deposits.....	8,517	5,164,726	6,274	0	634	5,299	427,465
IRA / KEOGH & Retirement Accounts.....	1,323	371,211	0	0	0	1,489	35,529
All Other.....	0	2,970,798	1,567	0	0	265	50,000
Total Shares and Deposits.....	31,017	16,048,854	28,317	930	2,256	24,108	1,620,524
Borrowings.....	0	435,000	0	0	0	0	160,000
Dividends and Interest Payable.....	3	0	38	1	0	12	3,163
Accounts Payable and Other Liabilities.....	16	237,445	185	1	4	6	16,354
Other Reserves.....	(180)	(14,861)	1,655	85	84	409	(10,648)
Undivided Earnings.....	5,280	1,695,627	12,697	183	272	2,167	180,325
TOTAL LIABILITIES & EQUITY.....	36,136	18,402,065	42,892	1,200	2,616	26,702	1,969,718

Federally Chartered Credit Unions
December 31, 2023

32 Reporting Figures in Thousands Dollars	Utah Community	Utah First	Valley Wide	Varex	Wasatch Peaks
ASSETS					
Cash & Cash Equivalents.....	134,242	102,964	235	2,843	8,472
Loans:					
Unsecured.....	64,895	30,726	7	748	7,678
Auto.....	778,362	192,761	214	5,514	93,758
Real Estate.....	959,035	272,909	0	3,875	147,815
Leases Receivable.....	0	0	0	0	0
All Other Members.....	689,734	289,298	38	668	268,872
Total Loans.....	2,492,026	785,694	259	10,805	518,123
LESS: Allowance for Loan Losses.....	25,010	4,843	1	24	1,930
Loans Held for Sale.....	2,812	1,032	0	0	0
Total Investments.....	230,197	7,272	0	3,519	7,786
Land and Building (Net).....	49,288	39,980	0	0	18,150
Other Real Estate Owned.....	742	0	0	0	141
Other Fixed Assets.....	5,975	1,963	0	23	3,419
Other Assets.....	69,206	40,116	6	271	35,555
TOTAL ASSETS.....	2,959,478	974,178	499	17,437	589,716
LIABILITIES AND EQUITY					
Shares & Deposits:					
Share Drafts.....	585,738	123,497	0	2,693	83,199
Regular Shares.....	435,930	126,150	371	6,091	109,470
Money Market Shares.....	540,345	154,525	0	3,479	89,262
Certificates of Deposits.....	810,534	250,227	0	1,700	154,789
IRA / KEOGH & Retirement Accounts.....	53,366	31,928	0	448	15,124
All Other.....	178,369	55,494	0	0	10,208
Total Shares and Deposits.....	2,604,282	741,821	371	14,411	462,052
Borrowings.....	29,500	130,000	0	0	68,360
Dividends and Interest Payable.....	0	0	0	40	30
Accounts Payable and Other Liabilities.....	45,566	10,750	3	12	2,467
Other Reserves.....	(752)	84	19	0	10,009
Undivided Earnings.....	280,882	91,523	106	2,974	46,798
TOTAL LIABILITIES & EQUITY.....	2,959,478	974,178	499	17,437	589,716

Out-of-State Credit Unions with Branches in Utah
December 31, 2023

5 Reporting Figures in Thousands Dollars	Total OOS Credit Unions	Chartway Federal	Delta Community	Operating Engineers Local Union #3	Security Service	UNIFY Financial
ASSETS						
Cash & Cash Equivalents.....	1,366,544	85,447	167,005	126,205	825,618	162,270
Loans:						
Unsecured.....	1,981,582	518,643	420,012	75,360	629,635	337,932
Auto.....	8,447,603	1,271,372	2,078,756	303,005	4,059,993	734,477
Real Estate.....	9,581,872	477,677	2,329,804	438,446	5,437,320	898,625
Leases Receivable.....	95,374	0	0	0	0	95,374
All Other Members.....	3,663,096	189,069	817,047	71,375	1,355,469	1,230,136
Total Loans.....	23,769,527	2,456,761	5,645,619	888,186	11,482,417	3,296,544
LESS: Allowance for Loan Losses.....	351,256	30,900	61,402	10,018	108,709	140,229
Loans Held for Sale.....	5,638	54	827	0	4,757	0
Total Investments.....	3,788,107	120,744	2,541,483	428,162	422,261	275,456
Land and Building (Net).....	379,875	35,525	60,372	13,989	266,873	3,115
Other Real Estate Owned.....	12,430	1,825	1,301	496	3,395	5,414
Other Fixed Assets.....	144,417	11,002	70,936	4,153	42,663	15,663
Other Assets.....	1,076,648	212,832	231,104	23,546	416,718	192,450
TOTAL ASSETS.....	30,191,930	2,893,290	8,657,245	1,474,719	13,355,993	3,810,683
LIABILITIES AND EQUITY						
Shares & Deposits:						
Share Drafts.....	5,182,446	582,151	1,606,805	200,402	2,134,808	658,280
Regular Shares.....	6,449,673	675,186	2,073,762	511,169	2,288,120	901,435
Money Market Shares.....	3,983,378	368,811	2,019,318	141,832	953,557	499,859
Certificates of Deposits.....	7,647,912	685,749	1,341,890	368,055	4,223,799	1,028,419
IRA / KEOGH & Retirement Accounts.....	1,035,563	81,806	321,819	59,114	449,430	123,396
All Other.....	280,404	223,796	16,187	0	22,394	18,027
Total Shares and Deposits.....	24,579,376	2,617,499	7,379,781	1,280,572	10,072,108	3,229,416
Borrowings.....	2,505,000	15,000	400,000	0	1,780,000	310,000
Dividends and Interest Payable.....	9,142	421	0	0	8,721	0
Accounts Payable and Other Liabilities.....	355,871	31,255	153,179	16,897	103,756	50,784
Other Reserves.....	(312,234)	13,009	(261,721)	(39,906)	(9,921)	(13,695)
Undivided Earnings.....	3,054,775	216,106	986,006	217,156	1,401,329	234,178
TOTAL LIABILITIES & EQUITY.....	30,191,930	2,893,290	8,657,245	1,474,719	13,355,993	3,810,683

Consolidated Income Statement
State and Federally Chartered Credit Unions
For The Twelve Month Period Ending December 31, 2023

24 State and 32 Federal Reporting
Figures in Thousands

	State	Federal
INTEREST INCOME		
Interest on Loans.....	\$ 74,169	\$ 2,382,213
LESS: Interest Refund.....	48	15
Income from Investments.....	14,827	216,483
TOTAL INTEREST INCOME.....	88,948	2,598,681
INTEREST EXPENSES		
Dividends on Shares.....	11,081	893,784
Interest on Deposits.....	20,147	0
Interest on Borrowed Money.....	667	37,159
TOTAL INTEREST INCOME.....	31,895	930,943
NET INTEREST INCOME.....	57,053	1,667,738
Provision for Loan Loss.....	2,324	294,599
NON-INTEREST INCOME		
Fee Income.....	8,523	335,384
Other Operating Income.....	9,528	353,910
Gain (Loss) on Equity & Trading Debt Securities.....	7	30,731
Gain (Loss) on Investments & Derivatives.....	(1)	(267)
Gain (Loss) on Disposition of Other Assets.....	2	12,171
Other Non-operating Income (Expense).....	284	9,507
TOTAL NON-INTEREST INCOME.....	18,343	741,436
NON-INTEREST EXPENSE		
Employee Compensation and Benefit.....	27,868	776,016
Travel and Conference.....	584	12,506
Office Occupancy.....	3,412	87,113
Office Operations.....	12,754	243,988
Educational and Promotional.....	1,245	78,954
Loan Servicing.....	4,915	188,629
Professional and Outside Services.....	1,941	81,112
Member Insurance.....	194	169
Operating Fees.....	328	3,623
Miscellaneous Operating.....	2,698	90,246
TOTAL NON-INTEREST EXPENSE.....	55,939	1,562,356
NET INCOME.....	\$ 17,133	\$ 552,219

Industrial Banks

State Chartered Industrial Banks

June 30, 2024

<u>Name / Phone Number</u>	<u>Address</u>	<u>Organized</u>	<u>President</u>
BMW Bank of North America, Inc. 801-461-6413	2855 East Cottonwood Parkway Suite 200 Salt Lake City, UT 84121	1999	Michael Ferguson
Celtic Bank 801-363-6500	268 South State Street, Suite 300 Salt Lake City, UT 84111	2001	Todd Boren
Comenity Capital Bank 801-527-2272	12921 Vista Station Blvd, Suite 100 Draper, UT 84020	2003	Bruce Bowman
First Electronic Bank 801-572-4004	2150 South 1300 East, Suite 400 Salt Lake City, UT 84106	2000	Derek Higginbotham
Medallion Bank 801-284-7065	1100 East 6600 South, Suite 510 Salt Lake City, UT 84121	2003	Don Poulton
Merrick Bank 801-545-6600	10705 S Jordan Gateway, Suite 200 South Jordan, UT 84095	1997	Brian Jones
Milestone Bank 435-658-5446	310 South Main Street, Suite 900, Salt Lake City, UT 84101	2006	Gary Harding
Nelnet Bank 800-511-6452	13907 S Minuteman Dr, Suite 250 Draper, UT 84020	2020	Andrea Moss
Optum Bank, Inc. 801-963-6040	12921 Vista Station Blvd, Suite 200 Draper, UT 84020	2003	Gavin Payne
Sallie Mae Bank 801-320-3700	175 South West Temple, Suite 600 Salt Lake City, UT 84101	2005	Kerri Palmer
Square Financial Services, Inc. 385-355-8898	3165 East Millrock Dr, Suite 160 Salt Lake City, UT 84121	2021	Lew Goodwin
The Pitney Bowes Bank, Inc. 801-832-4440	215 South State Street, Suite 320 Salt Lake City, UT 84111	1998	Raymond Dardano
UBS Bank USA 801-741-0310	95 South State Street, Suite 2200 Salt Lake City, UT 84111	2003	Frank Destra
WebBank 801-456-8350	215 South State Street, Suite 1000 Salt Lake City, UT 84111	1997	Jason Lloyd
WEX Bank 801-568-4345	111 Sego Lily Dr, Suite 250 Sandy, UT 84070	1998	Jason Price

Changes in Industrial Banks

<u>Industrial Banks and Branches:</u>	<u>June 30, 2023</u>	<u>June 30, 2024</u>
Industrial Banks	15	15
Branches	0	0
Inactive Charters	1	1

<u>Inactive Charters:</u>	<u>Purchased From:</u>	<u>Date</u>
USAA Financial Services Association	Commerce Financial	05-05-87

<u>Name Change:</u>	<u>To:</u>	<u>Date</u>
LCA Bank Corporation	Milestone Bank	09-13-23

**State Chartered Industrial Banks
Application Status Report**

<u>Charter Name:</u>	<u>Date Received</u>	<u>State Approval</u>	<u>FDIC Approval</u>	<u>FDIC Region</u>
Ford Credit Bank.....	07-22-22	Pending	Pending	SF
GM Financial Bank.....	12-11-20	<i>(Withdrawn</i>	<i>06-19-24)</i>	CHI
Thrivent Bank.....	02-19-21	06-14-24	06-20-24	CHI
Stellantis Bank USA.....	04-05-24	Pending		

State Chartered Industrial Banks
June 30, 2024

15 Reporting Figures In Thousands of Dollars	Total Industrial Banks	BMW Bank of North America, Inc.	Celtic Bank	Comenity Capital Bank	First Electronic Bank	Medallion Bank
ASSETS						
Cash and Due.....	30,151,759	619,900	302,488	2,451,931	256,466	114,603
Securities.....	26,802,588	2,205,979	359,047	110,344	2,457	57,552
Federal Funds Sold.....	162,238	10	155,213	0	0	4,854
Loan & Lease Financing Receivables..	146,242,828	9,264,596	2,466,907	10,598,928	163,795	2,274,740
LESS: Allowance for Losses.....	3,954,195	38,840	42,787	1,308,770	0	84,213
Trading Assets.....	60,473	0	0	0	0	0
Premises and Fixed Assets.....	148,939	3,517	19,429	131	1,364	3,068
Other Real Estate Owned.....	8,245	0	245	0	0	0
Investments in Unconsolidated Subs...	31,452	0	0	9,380	0	0
Investments in RE Ventures.....	20,093	0	0	20,093	0	0
Intangible Assets.....	402,037	0	34,845	104,799	0	0
Other Assets.....	5,582,509	58,275	82,466	687,534	4,810	77,411
TOTAL ASSETS.....	205,658,966	12,113,437	3,377,853	12,674,370	428,892	2,448,015
LIABILITIES						
Deposits (Noninterest-Bearing).....	4,958,427	0	178,132	41,148	272,495	0
Deposits (Interest-Bearing).....	154,893,840	7,733,838	2,086,915	9,485,122	37,511	2,011,506
Federal Funds Purchased.....	401,000	134,000	0	0	0	0
Trading Liabilities.....	0	0	0	0	0	0
Other Borrowed Money.....	19,416,361	2,190,309	334,439	708,817	0	25,000
Notes and Subordinated Debentures...	0	0	0	0	0	0
Other Liabilities.....	4,145,639	351,863	159,913	424,163	11,717	45,274
TOTAL LIABILITIES.....	183,815,267	10,410,010	2,759,399	10,659,250	321,723	2,081,780
EQUITY CAPITAL						
Perpetual Preferred Stock.....	68,788	0	0	0	0	68,788
Common Stock.....	120,182	1	100	1	1,705	1,000
Surplus.....	7,326,159	515,486	6,841	945,643	13,493	77,500
Undivided Profits.....	14,328,570	1,187,940	611,513	1,069,476	91,971	218,947
TOTAL EQUITY CAPITAL.....	21,843,699	1,703,427	618,454	2,015,120	107,169	366,235
TOTAL LIABILITIES & EQUITY.....	205,658,966	12,113,437	3,377,853	12,674,370	428,892	2,448,015

State Chartered Industrial Banks
June 30, 2024

15 Reporting Figures In Thousands of Dollars	Merrick Bank	Milestone Bank	Nelnet Bank	Optum Bank, Inc.	Sallie Mae Bank	Square Financial Services
ASSETS						
Cash and Due.....	544,951	35,728	14,007	737,000	5,397,272	490,351
Securities.....	208,779	2,462	618,472	9,898,000	2,283,262	3,323
Federal Funds Sold.....	359	30	0	0	0	0
Loan & Lease Financing Receivables..	5,351,729	349,434	546,815	5,889,000	20,234,701	301,510
LESS: Allowance for Losses.....	911,320	7,628	15,384	47,000	1,269,652	17,008
Trading Assets.....	0	0	0	0	60,473	0
Premises and Fixed Assets.....	12,029	801	403	0	92,857	181
Other Real Estate Owned.....	0	0	0	8,000	0	0
Investments in Unconsolidated Subs...	0	0	3,098	0	6,074	0
Investments in RE Ventures.....	0	0	0	0	0	0
Intangible Assets.....	0	201	2,664	244,000	0	0
Other Assets.....	860,251	6,004	15,238	351,000	1,926,169	37,742
TOTAL ASSETS.....	6,066,778	387,032	1,185,313	17,080,000	28,731,156	816,099
LIABILITIES						
Deposits (Noninterest-Bearing).....	699,739	3,333	0	1,922,000	51,992	0
Deposits (Interest-Bearing).....	4,074,584	328,389	1,033,457	12,259,000	21,021,789	255,933
Federal Funds Purchased.....	0	0	0	0	0	0
Trading Liabilities.....	0	0	0	0	0	0
Other Borrowed Money.....	83	39	0	0	4,409,202	0
Notes and Subordinated Debentures...	0	0	0	0	0	0
Other Liabilities.....	82,661	10,725	6,283	1,118,000	413,488	58,908
TOTAL LIABILITIES.....	4,857,067	342,486	1,039,740	15,299,000	25,896,471	314,841
EQUITY CAPITAL						
Perpetual Preferred Stock.....	0	0	0	0	0	0
Common Stock.....	10	1	1	0	1	0
Surplus.....	65,751	16,499	140,316	420,000	1,984,452	133,986
Undivided Profits.....	1,143,950	28,046	5,256	1,361,000	850,232	367,272
TOTAL EQUITY CAPITAL.....	1,209,711	44,546	145,573	1,781,000	2,834,685	501,258
TOTAL LIABILITIES & EQUITY.....	6,066,778	387,032	1,185,313	17,080,000	28,731,156	816,099

State Chartered Industrial Banks
June 30, 2024

15 Reporting Figures In Thousands of Dollars	The Pitney Bowes Bank, Inc.	UBS Bank USA	WebBank	WEX Bank
ASSETS				
Cash and Due.....	290,874	18,283,654	84,203	528,331
Securities.....	229,887	7,134,100	313,624	3,375,300
Federal Funds Sold.....	0	0	1,690	82
Loan & Lease Financing Receivables..	342,229	83,234,295	1,710,943	3,513,206
LESS: Allowance for Losses.....	8,165	129,359	20,821	53,248
Trading Assets.....	0	0	0	0
Premises and Fixed Assets.....	291	12,825	1,849	194
Other Real Estate Owned.....	0	0	0	0
Investments in Unconsolidated Subs...	0	0	0	12,900
Investments in RE Ventures.....	0	0	0	0
Intangible Assets.....	0	3,808	11,720	0
Other Assets.....	44,220	1,084,674	125,537	221,178
TOTAL ASSETS.....	<u>899,336</u>	<u>109,623,997</u>	<u>2,228,745</u>	<u>7,597,943</u>
LIABILITIES				
Deposits (Noninterest-Bearing).....	73,413	11,106	41,267	1,663,802
Deposits (Interest-Bearing).....	668,148	88,117,348	1,751,198	4,029,102
Federal Funds Purchased.....	0	267,000	0	0
Trading Liabilities.....	0	0	0	0
Other Borrowed Money.....	53,538	10,601,000	6,966	1,086,968
Notes and Subordinated Debentures...	0	0	0	0
Other Liabilities.....	45,465	1,078,241	71,619	267,319
TOTAL LIABILITIES.....	<u>840,564</u>	<u>100,074,695</u>	<u>1,871,050</u>	<u>7,047,191</u>
EQUITY CAPITAL				
Perpetual Preferred Stock.....	0	0	0	0
Common Stock.....	1	1	1,109	116,251
Surplus.....	64,270	2,909,965	25,366	6,591
Undivided Profits.....	(5,499)	6,639,336	331,220	427,910
TOTAL EQUITY CAPITAL.....	<u>58,772</u>	<u>9,549,302</u>	<u>357,695</u>	<u>550,752</u>
TOTAL LIABILITIES & EQUITY.....	<u>899,336</u>	<u>109,623,997</u>	<u>2,228,745</u>	<u>7,597,943</u>

Consolidated Income Statement
State Chartered Industrial Banks
For The Six Month Period Ending June 30, 2024

15 Reporting

Figures in Thousands

	Amount
INTEREST INCOME	
Loans Secured by Real Estate.....	\$ 731,990
Commercial & Industrial Loans.....	884,733
Credit Cards.....	1,823,421
Installment Loans.....	2,816,862
All Other Loans.....	345,890
Income from Financing Receivables.....	9,229
Interest on Balances Due.....	837,896
Securities.....	490,835
Trading Assets.....	0
Interest on Federal Funds.....	5,511
Other Interest Income.....	112,202
	8,058,569
INTEREST EXPENSE	
Transaction Accounts.....	1,570
Savings Deposits (Includes MMDAs).....	1,467,786
Time Deposits of \$100,000 or More.....	51,413
Time Deposits of Less Than \$100,000.....	1,092,374
Foreign Offices.....	0
Federal Funds Purchased.....	10,705
Trading Liabilities & Other Borrowed Money.....	498,286
Subordinated Notes & Debentures.....	0
	3,122,134
NET INTEREST INCOME.....	4,936,435
Provision for Loan Loss.....	918,641
NONINTEREST INCOME	
Fiduciary Accounts.....	0
Service Charges on Deposit Accounts.....	50,572
Trading Revenue.....	4,233
Net Servicing Fees.....	143,874
Net Gains (Losses) on Sales of Other Assets.....	415,204
Other.....	666,543
	1,280,426
Gains (Losses) on Securities.....	8,983
NONINTEREST EXPENSE	
Salaries & Employee Benefits.....	442,290
Premises & Fixed Assets.....	29,427
Other.....	1,712,172
	2,183,889
INCOME (LOSS) BEFORE TAXES & EXTRAORDINARY ITEMS.....	3,123,314
Applicable Income Taxes.....	774,766
Extraordinary Items & Other Adjustments (Net of Taxes).....	0
NET INCOME.....	\$ 2,348,548

State Chartered Industrial Banks
December 31, 2023

15 Reporting Figures In Thousands of Dollars	Total Industrial Banks	BMW Bank of North America, Inc.	Celtic Bank	Comenity Capital Bank	First Electronic Bank	Medallion Bank
ASSETS						
Cash and Due.....	33,792,060	591,419	318,593	2,065,571	159,566	99,521
Securities.....	27,016,387	2,227,282	320,172	106,278	1,023	56,030
Federal Funds Sold.....	110,580	8	97,367	0	0	10,522
Loan & Lease Financing Receivables..	146,032,242	9,120,791	2,145,840	11,336,235	100,830	2,100,337
LESS: Allowance for Losses.....	4,122,588	16,654	39,858	1,408,573	0	79,283
Trading Assets.....	54,481	0	0	0	0	0
Premises and Fixed Assets.....	156,562	3,763	19,714	149	1,601	3,391
Other Real Estate Owned.....	426	0	426	0	0	0
Investments in Unconsolidated Subs...	28,986	0	0	7,390	0	0
Investments in RE Ventures.....	20,636	0	0	20,636	0	0
Intangible Assets.....	426,141	0	35,665	119,464	0	0
Other Assets.....	5,428,307	33,077	63,200	703,363	6,482	75,820
TOTAL ASSETS.....	208,944,220	11,959,686	2,961,119	12,950,513	269,502	2,266,338
LIABILITIES						
Deposits (Noninterest-Bearing).....	4,854,904	0	172,358	37,876	144,151	0
Deposits (Interest-Bearing).....	157,988,909	7,680,078	1,987,534	9,301,412	33,681	1,871,039
Federal Funds Purchased.....	222,032	152,000	0	0	0	0
Trading Liabilities.....	0	0	0	0	0	0
Other Borrowed Money.....	21,391,909	2,023,824	149,017	1,271,726	0	0
Notes and Subordinated Debentures...	0	0	0	0	0	0
Other Liabilities.....	3,550,358	296,506	103,412	451,402	9,601	43,507
TOTAL LIABILITIES.....	188,008,112	10,152,408	2,412,321	11,062,416	187,433	1,914,546
EQUITY CAPITAL						
Perpetual Preferred Stock.....	68,787	0	0	0	0	68,787
Common Stock.....	120,182	1	100	1	1,705	1,000
Surplus.....	7,287,086	505,101	6,841	944,777	13,493	77,500
Undivided Profits.....	13,460,053	1,302,176	541,857	943,319	66,871	204,505
TOTAL EQUITY CAPITAL.....	20,936,108	1,807,278	548,798	1,888,097	82,069	351,792
TOTAL LIABILITIES & EQUITY.....	208,944,220	11,959,686	2,961,119	12,950,513	269,502	2,266,338

State Chartered Industrial Banks
December 31, 2023

15 Reporting Figures In Thousands of Dollars	Merrick Bank	Milestone Bank	Nelnet Bank	Optum Bank, Inc.	Sallie Mae Bank	Square Financial Services
ASSETS						
Cash and Due.....	1,150,554	30,946	12,696	656,000	4,296,284	356,084
Securities.....	186,728	2,472	532,327	10,235,000	2,411,622	2,414
Federal Funds Sold.....	392	2	0	0	0	0
Loan & Lease Financing Receivables..	4,993,743	284,029	438,475	4,967,000	21,683,606	299,995
LESS: Allowance for Losses.....	963,060	6,451	8,698	45,000	1,339,772	17,202
Trading Assets.....	0	0	0	0	54,481	0
Premises and Fixed Assets.....	13,527	837	533	0	95,833	220
Other Real Estate Owned.....	0	0	0	0	0	0
Investments in Unconsolidated Subs...	0	0	2,586	0	6,110	0
Investments in RE Ventures.....	0	0	0	0	0	0
Intangible Assets.....	0	49	2,951	252,000	0	0
Other Assets.....	836,866	4,110	10,382	330,000	1,933,677	36,171
TOTAL ASSETS.....	6,218,750	315,994	991,252	16,395,000	29,141,841	677,682
LIABILITIES						
Deposits (Noninterest-Bearing).....	664,706	951	0	2,196,000	46,881	0
Deposits (Interest-Bearing).....	4,317,716	266,946	847,564	11,779,000	21,840,960	214,294
Federal Funds Purchased.....	0	0	0	0	0	0
Trading Liabilities.....	0	0	0	0	0	0
Other Borrowed Money.....	24	518	0	0	4,235,312	0
Notes and Subordinated Debentures...	0	0	0	0	0	0
Other Liabilities.....	86,328	4,479	8,082	868,000	491,994	53,951
TOTAL LIABILITIES.....	5,068,774	272,894	855,646	14,843,000	26,615,147	268,245
EQUITY CAPITAL						
Perpetual Preferred Stock.....	0	0	0	0	0	0
Common Stock.....	10	1	1	0	1	0
Surplus.....	65,334	16,499	135,316	420,000	1,969,293	126,741
Undivided Profits.....	1,084,632	26,600	289	1,132,000	557,400	282,696
TOTAL EQUITY CAPITAL.....	1,149,976	43,100	135,606	1,552,000	2,526,694	409,437
TOTAL LIABILITIES & EQUITY.....	6,218,750	315,994	991,252	16,395,000	29,141,841	677,682

State Chartered Industrial Banks
December 31, 2023

15 Reporting Figures In Thousands of Dollars	The Pitney Bowes Bank, Inc.	UBS Bank USA	WebBank	WEX Bank
ASSETS				
Cash and Due.....	276,603	22,879,284	112,121	786,818
Securities.....	219,721	7,315,840	323,528	3,075,950
Federal Funds Sold.....	0	0	2,237	52
Loan & Lease Financing Receivables..	340,489	83,177,335	1,994,094	3,049,443
LESS: Allowance for Losses.....	7,429	113,128	25,486	51,994
Trading Assets.....	0	0	0	0
Premises and Fixed Assets.....	370	13,869	2,512	243
Other Real Estate Owned.....	0	0	0	0
Investments in Unconsolidated Subs...	0	0	0	12,900
Investments in RE Ventures.....	0	0	0	0
Intangible Assets.....	0	4,106	11,906	0
Other Assets.....	40,893	1,056,825	96,550	200,891
TOTAL ASSETS.....	<u>870,647</u>	<u>114,334,131</u>	<u>2,517,462</u>	<u>7,074,303</u>
LIABILITIES				
Deposits (Noninterest-Bearing).....	65,524	9,272	34,999	1,482,186
Deposits (Interest-Bearing).....	675,896	91,249,430	2,046,724	3,876,635
Federal Funds Purchased.....	0	0	0	70,032
Trading Liabilities.....	0	0	0	0
Other Borrowed Money.....	29,484	12,851,000	16,956	814,048
Notes and Subordinated Debentures...	0	0	0	0
Other Liabilities.....	43,871	778,518	74,501	236,206
TOTAL LIABILITIES.....	<u>814,775</u>	<u>104,888,220</u>	<u>2,173,180</u>	<u>6,479,107</u>
EQUITY CAPITAL				
Perpetual Preferred Stock.....	0	0	0	0
Common Stock.....	1	1	1,109	116,251
Surplus.....	64,269	2,909,965	25,366	6,591
Undivided Profits.....	(8,398)	6,535,945	317,807	472,354
TOTAL EQUITY CAPITAL.....	<u>55,872</u>	<u>9,445,911</u>	<u>344,282</u>	<u>595,196</u>
TOTAL LIABILITIES & EQUITY.....	<u>870,647</u>	<u>114,334,131</u>	<u>2,517,462</u>	<u>7,074,303</u>

Consolidated Income Statement
State Chartered Industrial Banks
For The Twelve Month Period Ending December 31, 2023

15 Reporting

Figures in Thousands

	Amount
INTEREST INCOME	
Loans Secured by Real Estate.....	\$ 1,272,847
Commercial & Industrial Loans.....	1,737,431
Credit Cards.....	3,693,768
Installment Loans.....	5,514,957
All Other Loans.....	645,270
Income from Financing Receivables.....	14,925
Interest on Balances Due.....	1,532,214
Securities.....	868,506
Trading Assets.....	0
Federal Funds Sold.....	9,822
Other Interest Income.....	251,212
TOTAL INTEREST INCOME.....	15,540,952
INTEREST EXPENSE	
Transaction Accounts.....	2,870
Savings Deposits (Includes MMDAs).....	2,761,564
Time Deposits of \$100,000 or More.....	72,101
Time Deposits of Less Than \$100,000.....	1,714,963
Foreign Offices.....	0
Federal Funds Purchased.....	13,152
Trading Liabilities & Other Borrowed Money.....	953,705
Subordinated Notes & Debentures.....	0
TOTAL INTEREST EXPENSE.....	5,518,355
NET INTEREST INCOME.....	10,022,597
Provision for Loan Loss.....	2,034,202
NONINTEREST INCOME	
Fiduciary Accounts.....	0
Service Charges on Deposit Accounts.....	94,538
Trading Revenue.....	2,721
Net Servicing Fees.....	246,220
Net Gains (Losses) on Sale of Other Assets.....	676,899
Other.....	1,291,571
TOTAL NONINTEREST INCOME.....	2,311,949
Gains (Losses) on Securities.....	9,951
NONINTEREST EXPENSE	
Salaries & Employee Benefits.....	854,002
Premises & Fixed Assets.....	59,120
Other.....	3,453,565
TOTAL NONINTEREST EXPENSE.....	4,366,687
INCOME (LOSS) BEFORE TAXES & EXTRAORDINARY ITEMS.....	5,943,608
Applicable Income Taxes.....	1,443,006
Extraordinary Items & Other Adjustments (Net of Taxes).....	0
NET INCOME.....	\$ 4,500,602

**This Page
Intentionally
Left Blank**

Savings and Loan Associations

**Federally Chartered Savings and Loan Associations
Headquartered in Utah
June 30, 2024**

<u>Name / Phone Number</u>	<u>Address</u>	<u>Organized</u>	<u>President</u>
Synchrony Bank 801-816-4760	170 W Election Road, Ste 125 Draper, UT 84020	1988	Brian Doubles

**Out of State Savings and Loan Associations
With Branches in Utah
June 30, 2024**

<u>Name / Phone Number</u>	<u>Address</u>	<u>Organized</u>	<u>President</u>
First American Trust, FSB 801-578-8888	215 S State Street, Ste 380 Salt Lake City, UT 84111	1985	Matt McCreddie
MidFirst Bank 385-361-5000	10653 S River Front Pkwy, Ste 140 South Jordan, UT 84095	1911	G. Jeffrey Records, Jr., CEO

**Federally Chartered Savings and Loan Associations
Headquartered in Utah
June 30, 2024**

1 In-State Reporting Figures in Thousands of Dollars	Synchrony Bank
ASSETS	
Cash and Due.....	17,426,000
Securities.....	2,705,000
Federal Funds Sold.....	0
Loan & Lease Financing Receivables.....	97,901,000
LESS: Allowance for Losses.....	10,540,000
Trading Assets.....	0
Premises and Fixed Assets.....	1,000
Other Real Estate Owned.....	0
Investments in Unconsolidated Subs.....	26,000
Investments in RE Ventures.....	905,000
Intangible Assets.....	747,000
Other Assets.....	<u>3,704,000</u>
TOTAL ASSETS.....	<u><u>112,875,000</u></u>
LIABILITIES	
Deposits (Noninterest-Bearing).....	400,000
Deposits (Interest-Bearing).....	85,133,000
Federal Funds Purchased.....	0
Trading Liabilities.....	0
Other Borrowed Money.....	7,611,000
Notes and Subordinated Debentures.....	750,000
Other Liabilities.....	<u>5,880,000</u>
TOTAL LIABILITIES.....	<u><u>99,774,000</u></u>
EQUITY CAPITAL	
Perpetual Preferred Stock.....	0
Common Stock.....	1,000
Surplus.....	6,161,000
Undivided Profits.....	<u>6,939,000</u>
TOTAL EQUITY CAPITAL.....	<u><u>13,101,000</u></u>
TOTAL LIABILITIES & EQUITY.....	<u><u>112,875,000</u></u>

Federally Chartered Savings and Loan Associations
Headquartered outside of Utah with branches in Utah
June 30, 2024

2 Reporting Figures in Thousands of Dollars	TOTAL Out-of-State FSB's	First American Trust, FSB	MidFirst Bank
ASSETS			
Cash and Due.....	1,940,172	1,472,394	467,778
Securities.....	9,416,889	4,647,126	4,769,763
Federal Funds Sold.....	0	0	0
Loan & Lease Financing Receivables.....	30,973,566	0	30,973,566
LESS: Allowance for Losses.....	206,832	0	206,832
Trading Assets.....	0	0	0
Premises and Fixed Assets.....	281,138	1,554	279,584
Other Real Estate Owned.....	9,733	0	9,733
Investments in Unconsolidated Subs.....	883	0	883
Investments in RE Ventures.....	0	0	0
Intangible Assets.....	259,341	0	259,341
Other Assets.....	1,643,963	267,602	1,376,361
TOTAL ASSETS.....	44,318,853	6,388,676	37,930,177
LIABILITIES			
Deposits (Noninterest-Bearing).....	7,489,099	3,493,687	3,995,412
Deposits (Interest-Bearing).....	21,650,954	2,637,393	19,013,561
Federal Funds Purchased.....	0	0	0
Trading Liabilities.....	0	0	0
Other Borrowed Money.....	10,843,079	0	10,843,079
Notes and Subordinated Debentures.....	0	0	0
Other Liabilities.....	341,761	60,901	280,860
TOTAL LIABILITIES.....	40,324,893	6,191,981	34,132,912
EQUITY CAPITAL			
Perpetual Preferred Stock.....	0	0	0
Common Stock.....	1,280	280	1,000
Surplus.....	494,563	306,577	187,986
Undivided Profits.....	3,498,117	(110,162)	3,608,279
TOTAL EQUITY CAPITAL.....	3,993,960	196,695	3,797,265
TOTAL LIABILITIES & EQUITY.....	44,318,853	6,388,676	37,930,177

Consolidated Income Statement
Federal Savings and Loan Associations - Headquartered in Utah
For The Six Month Period Ending June 30, 2024

1 Reporting

Figures in Thousands

	Amount
INTEREST INCOME	
Loans Secured by Real Estate.....	\$ 2,000
Commercial & Industrial Loans.....	148,000
Credit Cards.....	8,051,000
Installment Loans.....	392,000
All Other Loans.....	7,000
Income from Financing Receivables.....	2,000
Interest on Balances Due.....	460,000
Securities.....	71,000
Trading Assets.....	0
Interest on Federal Funds.....	0
Other Interest Income.....	0
TOTAL INTEREST INCOME.....	9,133,000
INTEREST EXPENSE	
Transaction Accounts.....	103,000
Savings Deposits (Includes MMDAs).....	744,000
Time Deposits of \$100,000 or More.....	191,000
Time Deposits of Less Than \$100,000.....	955,000
Foreign Offices.....	0
Federal Funds Purchased.....	0
Trading Liabilities & Other Borrowed Money.....	216,000
Subordinated Notes & Debentures.....	27,000
TOTAL INTEREST EXPENSE.....	2,236,000
NET INTEREST INCOME.....	6,897,000
Provision for Loan Loss.....	3,475,000
NONINTEREST INCOME	
Fiduciary Accounts.....	0
Service Charges on Deposit Accounts.....	0
Trading Revenue.....	0
Net Servicing Fees.....	52,000
Net Gains (Losses) on Sales of Other Assets.....	79,000
Other.....	151,000
TOTAL NONINTEREST INCOME.....	282,000
Gains (Losses) on Securities.....	43,000
NONINTEREST EXPENSE	
Salaries & Employee Benefits.....	747,000
Premises & Fixed Assets.....	0
Other.....	1,643,000
TOTAL NONINTEREST EXPENSE.....	2,390,000
INCOME (LOSS) BEFORE TAXES & EXTRAORDINARY ITEMS.....	1,357,000
Applicable Income Taxes.....	320,000
Extraordinary Items & Other Adjustments (Net of Taxes).....	0
NET INCOME.....	\$ 1,037,000

**Federally Chartered Savings and Loan Associations
Headquartered in Utah
December 31, 2023**

1 In-State Reporting Figures in Thousands of Dollars	Synchrony Bank
ASSETS	
Cash and Due.....	13,055,000
Securities.....	3,787,000
Federal Funds Sold.....	0
Loan & Lease Financing Receivables..	98,028,000
LESS: Allowance for Losses.....	10,147,000
Trading Assets.....	0
Premises and Fixed Assets.....	1,000
Other Real Estate Owned.....	0
Investments in Unconsolidated Subs....	21,000
Investments in RE Ventures.....	883,000
Intangible Assets.....	483,000
Other Assets.....	<u>3,466,000</u>
TOTAL ASSETS.....	<u>109,577,000</u>
LIABILITIES	
Deposits (Noninterest-Bearing).....	368,000
Deposits (Interest-Bearing).....	83,147,000
Federal Funds Purchased.....	0
Trading Liabilities.....	0
Other Borrowed Money.....	6,961,000
Notes and Subordinated Debentures...	750,000
Other Liabilities.....	<u>6,186,000</u>
TOTAL LIABILITIES.....	<u>97,412,000</u>
EQUITY CAPITAL	
Perpetual Preferred Stock.....	0
Common Stock.....	1,000
Surplus.....	6,161,000
Undivided Profits.....	<u>6,003,000</u>
TOTAL EQUITY CAPITAL.....	<u>12,165,000</u>
TOTAL LIABILITIES & EQUITY.....	<u>109,577,000</u>

Federally Chartered Savings and Loan Associations
Headquartered outside of Utah with branches in Utah
December 31, 2023

2 Reporting Figures in Thousands of Dollars	TOTAL Out-of-State FSB's	First American Trust, FSB	MidFirst Bank
ASSETS			
Cash and Due.....	3,388,182	2,940,931	447,251
Securities.....	9,044,907	4,783,879	4,261,028
Federal Funds Sold.....	0	0	0
Loan & Lease Financing Receivables.....	30,213,814	0	30,213,814
LESS: Allowance for Losses.....	195,850	0	195,850
Trading Assets.....	0	0	0
Premises and Fixed Assets.....	271,116	1,671	269,445
Other Real Estate Owned.....	8,512	0	8,512
Investments in Unconsolidated Subs.....	838	0	838
Investments in RE Ventures.....	0	0	0
Intangible Assets.....	269,129	0	269,129
Other Assets.....	1,743,685	366,645	1,377,040
TOTAL ASSETS.....	<u>44,744,333</u>	<u>8,093,126</u>	<u>36,651,207</u>
LIABILITIES			
Deposits (Noninterest-Bearing).....	9,222,866	5,311,019	3,911,847
Deposits (Interest-Bearing).....	21,799,565	2,563,635	19,235,930
Federal Funds Purchased.....	0	0	0
Trading Liabilities.....	0	0	0
Other Borrowed Money.....	9,588,151	0	9,588,151
Notes and Subordinated Debentures.....	0	0	0
Other Liabilities.....	271,048	22,011	249,037
TOTAL LIABILITIES.....	<u>40,881,630</u>	<u>7,896,665</u>	<u>32,984,965</u>
EQUITY CAPITAL			
Perpetual Preferred Stock.....	0	0	0
Common Stock.....	1,280	280	1,000
Surplus.....	494,563	306,577	187,986
Undivided Profits.....	3,366,860	(110,396)	3,477,256
TOTAL EQUITY CAPITAL.....	<u>3,862,703</u>	<u>196,461</u>	<u>3,666,242</u>
TOTAL LIABILITIES & EQUITY.....	<u>44,744,333</u>	<u>8,093,126</u>	<u>36,651,207</u>

Consolidated Income Statement
Federal Savings and Loan Associations - Headquartered in Utah
For The Twelve Month Period Ending December 31, 2023

1 Reporting

Figures in Thousands

	Amount
INTEREST INCOME	
Loans Secured by Real Estate.....	\$ 4,000
Commercial & Industrial Loans.....	249,000
Credit Cards.....	14,716,000
Installment Loans.....	400,000
All Other Loans.....	12,000
Income from Financing Receivables.....	5,000
Interest on Balances Due.....	628,000
Securities.....	130,000
Trading Assets.....	0
Interest on Federal Funds.....	0
Other Interest Income.....	1,000
TOTAL INTEREST INCOME.....	16,145,000
INTEREST EXPENSE	
Transaction Accounts.....	149,000
Savings Deposits (Includes MMDAs).....	1,403,000
Time Deposits of \$100,000 or More.....	264,000
Time Deposits of Less Than \$100,000.....	1,285,000
Foreign Offices.....	0
Federal Funds Purchased.....	0
Trading Liabilities & Other Borrowed Money.....	344,000
Subordinated Notes & Debentures.....	28,000
TOTAL INTEREST EXPENSE.....	3,473,000
NET INTEREST INCOME.....	12,672,000
Provision for Loan Loss.....	5,862,000
NONINTEREST INCOME	
Fiduciary Accounts.....	0
Service Charges on Deposit Accounts.....	0
Trading Revenue.....	0
Net Servicing Fees.....	101,000
Net Gains (Losses) on Sales of Other Assets.....	180,000
Other.....	258,000
TOTAL NONINTEREST INCOME.....	539,000
Gains (Losses) on Securities.....	(18,000)
NONINTEREST EXPENSE	
Salaries & Employee Benefits.....	1,524,000
Premises & Fixed Assets.....	1,000
Other.....	3,189,000
TOTAL NONINTEREST EXPENSE.....	4,714,000
INCOME (LOSS) BEFORE TAXES & EXTRAORDINARY ITEMS.....	2,617,000
Applicable Income Taxes.....	616,000
Extraordinary Items & Other Adjustments (Net of Taxes).....	0
NET INCOME.....	\$ 2,001,000

Trust Companies

**Trust Companies
June 30, 2024**

<u>Name / Phone Number</u>	<u>Address</u>	<u>Trust Manager</u>
Deseret Trust Company 801-363-2991	60 East South Temple, Suite 800 Salt Lake City, UT 84111	M. Wesley Mashburn

**State Chartered Depository Institutions with Trust Powers
June 30, 2024**

<u>Name / Phone Number</u>	<u>Address</u>	<u>Trust Manager</u>
Bank of Utah 801-409-5000	2605 Washington Blvd. Ogden, UT 84401	Dillon Schmutz
BOU Trust Company, Inc* 801-409-5000	50 South 200 East, Ste 110 Salt Lake City, UT 84111	Dillon Schmutz
Central Bank 801-375-1000	75 North University Ave. Provo, UT 84601	Lori Pullan
Holladay Bank and Trust 801-272-4275	2020 East Murray Holladay Rd. Holladay, UT 84117	Ronald N. Spratling, Jr.

**Changes in Trust Companies and Depository Institutions
with Trust Powers**

<u>Trust Companies and Depository Institutions with Trust Powers:</u>	<u>June 30, 2023</u>	<u>June 30, 2024</u>
Number of Companies with Trust Powers	4	5

<u>Trust Powers Approved:</u>	<u>Date Approved</u>	<u>Date Opened</u>
BOU Trust Company, Inc.....	01-30-24	02-01-24

*BOU Trust Company, Inc. is a wholly owned subsidiary of Bank of Utah.

**Federally Chartered Depository Institutions
with Trust Powers****National Banks with Trust Powers:**

Bank of America, N.A.
BMO Bank, N.A.
First American Trust, FSB
JP Morgan Chase, N.A.
KeyBank, N.A.
U.S. Bank, N.A.
Wells Fargo Bank, N.A.
Zions Bancorporation, N.A.

Federally Chartered Credit Unions Offering Trust Services:

American First Credit Union (through Members Trust Company)
Mountain America Credit Union (LPL Financial/The Private Trust Company, N.A.)

State Chartered Trust Companies
Statement of Condition
As of June 30, 2024

1 Reporting Figures in Dollars	Deseret Trust Company
ASSETS	
Cash and equivalents.....	\$ 4,808,427
Investments.....	18,138,093
Trust fees receivable.....	2,719
Due from affiliates.....	80,851
Due from trust accounts.....	275,000
Asset accruals.....	1,144
Prepaid expenses.....	926,453
Net premises and equipment.....	592,334
Intangible assets.....	0
Other assets.....	<u>1,206,936,825</u>
Total Assets.....	<u>\$ 1,231,761,846</u>
LIABILITIES	
Accounts payable.....	\$ 1,343,230
Due to affiliates.....	291,460
Due to trust accounts.....	0
Liability accruals.....	0
Borrowings.....	0
Other liabilities.....	127,021,104
Deferred income taxes.....	<u>0</u>
Total Liabilities.....	128,655,794
EQUITY CAPITAL	
Common stock.....	0
Surplus.....	0
Undivided earnings.....	<u>1,103,106,052</u>
Total Capital.....	<u>1,103,106,052</u>
Total Liabilities and Capital.....	<u>\$ 1,231,761,846</u>

Financial Institution Holding Companies

**Financial Institution Holding Companies Registered
with Utah Depository Affiliates
June 30, 2024**

↳Parents of Each Preceding Subsidiary Registered Holding Company	Location
↳Utah Affiliate Owned by the Registered Holding Company	
Block, Inc.	San Francisco, CA
↳Square Financial Services, Inc.	Salt Lake City, UT
↳BMW AG	Munich, Germany
↳BMW INTEC	Munich, Germany
↳BMW Beteiligungs.....	Munich, Germany
↳BMW International Holdings BV	The Hague, Netherlands
↳BMW US Holding Corp	Woodcliff Lake, NJ
↳BMW of North America, LLC	Woodcliff Lake, NJ
BMW Financial Services, NA, LLC	Woodcliff Lake, NJ
↳BMW Bank of North America.....	Salt Lake City, UT
BOU Bancorp, Inc.*	Ogden, UT
↳Bank of Utah	Ogden, UT
Bread Financial Holdings, Inc.	Columbus, OH
↳Comenity Capital Bank	Draper, UT
Brighton Bancorp	Salt Lake City, UT
↳Brighton Bank	Salt Lake City, UT
Cache Valley Banking Company	Logan, UT
↳Cache Valley Bank.....	Logan, UT
↳Liberty Bank.....	Salt Lake City, UT
Capital Community Bancorporation, Inc.	Provo, UT
↳Capital Community Bank	Provo, UT
↳Cardworks LP	Woodbury, NY
Cardworks, Inc.	Woodbury, NY
↳Merrick Bank Corporation	South Jordan, UT
Celtic Investment, Inc.	Salt Lake City, UT
↳Celtic Bank.....	Salt Lake City, UT
↳F Calvin Packard Limited Family Partnership	Springville, UT
Central Bancorporation*	Provo, UT
↳Central Bank	Provo, UT
Continental Bancorporation	Salt Lake City, UT
↳Continental Bank.....	Salt Lake City, UT
FinWise Bancorp	Murray, UT
↳FinWise Bank.....	Murray, UT
First Utah Bancorporation	Salt Lake City, UT
↳First Utah Bank	Salt Lake City, UT
↳Porter Mountain III LLP / Sage Brush Partners LLP.....	Grand Junction, CO
Grand Valley Corporation	Grand Junction, CO
↳Grand Valley Bank.....	Heber City, UT
Green Dot Corporation*	Austin, TX
↳Green Dot Bank	Provo, UT

* Financial holding company per Gramm Leach Bliley Act.

**Financial Institution Holding Companies Registered
with Utah Depository Affiliates
June 30, 2024**

↳Parents of Each Preceding Subsidiary Registered Holding Company ↳Utah Affiliate Owned by the Registered Holding Company	Location
H Bancorp LLC	Irvine, CA
↳Sunwest Bank	Sandy, UT
↳JGS Jr. Family Holding Corporation / DCB Family Holding Corporation	Salt Lake City, UT
Home Credit Corporation	Salt Lake City, UT
↳Home Savings Bank	Salt Lake City, UT
↳Ally Financial, Inc.*	Detroit, MI
IB Finance Holding Company LLC	Detroit, MI
↳Ally Bank	Sandy, UT
Medallion Financial Corp.	New York, NY
↳Medallion Bank	Salt Lake City, UT
Mileston Capital Partners, Inc.	Troy, MI
↳Milestone Bank	Park City, UT
Nelnet, Inc	Lincoln, NE
↳Nelnet Bank	Draper, UT
↳UnitedHealth Group Inc.	Minnetonka, MN
↳United HealthCare Services, Inc.	Minnetonka, MN
↳Optum, Inc.	Eden Prairie, MN
↳OptumHealth Holdings LLC	Eden Prairie, MN
Optum Financial, Inc.	Eden Prairie, MN
↳Optum Bank, Inc.	Draper, UT
↳Pitney Bowes, Inc.	Stamford, CT
Pitney Bowes Global Financial Services, LLC	Shelton, CT
↳The Pitney Bowes Bank, Inc.	Salt Lake City, UT
SLM Corporation	Newark, DE
↳Sallie Mae Bank	Salt Lake City, UT
Southern Utah Bancorporation	Cedar City, UT
↳State Bank of Southern Utah	Cedar City, UT
Steel Partners Holdings LP	New York, NY
↳SPH Group LLC	New York, NY
↳WebFinancial Holding Corporation	New York, NY
↳WebBank Holding Corp	New York, NY
↳WebBank	Salt Lake City, UT
TAB Bank Holdings, Inc.	Salt Lake City, UT
↳Transportation Alliance Bank, Inc.	Ogden, UT
The Taw, LP	San Jose, CA
↳First Electronic Bank	Salt Lake City, UT

* Financial holding company per Gramm Leach Bliley Act.

**Financial Institution Holding Companies Registered
with Utah Depository Affiliates
June 30, 2024**

↳Parents of Each Preceding Subsidiary	Location
Registered Holding Company	
↳Utah Affiliate Owned by the Registered Holding Company	
↳UBS Group AG.....	Zurich, Switzerland
↳UBS AG*	Zurich, Switzerland
↳UBS Americas Holdings LLC.....	New York, NY
UBS Americas Inc.	Stamford, CT
↳UBS Bank USA.....	Salt Lake City, UT
WEX Inc.	Portland, ME
↳WEX Bank.....	Midvale, UT
Total Registered Financial Institution Holding Companies - 30	

* Financial holding company per Gramm Leach Bliley Act.

Loan Production Offices

Loan Production Offices Registered to do Business Outside of Utah by In-State Depository Institutions

June 30, 2024

<u>Name</u>	<u>Address</u>	<u>City, State</u>
Milestone Bank	12110 N Pecos Ave, Suite 120	Westminster, CO
Sunwest Bank	1299 N Orchard St, Suite 202	Boise, ID

Loan Production Offices Registered to do Business in Utah by In-State Depository Institutions

June 30, 2024

<u>Name</u>	<u>Loan Production Office Location</u>
Bank of Utah	Logan, UT
Bank of Utah	Price, UT
Bank of Utah	St. George, UT
Bank of Utah	Vernal, UT
Home Savings Bank	Salt Lake City, UT

Loan Production Offices Registered to do Business in Utah by Out-of-State Depository Institutions

June 30, 2024

<u>Name</u>	<u>Out of State Depository Location</u>
Bank of England, DBA ENG Lending	Little Rock, Arkansas
Cornerstone Capital Bank, SSB	Houston, Texas
Glacier Bank	Kalispell, Montana
Goldman Sachs Bank USA.....	New York, New York
Homestreet Bank	Seattle, Washington
M&T Bank	Buffalo, New York
Meadows Bank	Las Vegas, Nevada
Northwest Bank.....	Boise, Idaho

Licensed Money Transmitters

Money Transmitters Licensed in Utah

June 30, 2024

<u>Name</u>	<u>Location</u>
ACI Payments, Inc.	Elkhorn, NE
Affirm Payments, LLC	San Francisco, CA
Africa Remittance Company LLC	Jersey City, NJ
Airbnb Payments, Inc.....	San Francisco, CA
Airwallex US, LLC	San Francisco, CA
AllPaid, Inc.	Indianapolis, IN
Amazon Payments, Inc.....	Seattle, WA
American Express Prepaid Card Management Corporation	Phoenix, AZ
American Express Travel Related Services Company, Inc.	New York, NY
Anh Minh Money Transfer, Inc.....	Westminster, CA
AP Account Services, LLC	San Antonio, TX
Apple Payments Inc.	Austin, TX
AscendantFX Capital USA, Inc.....	Pleasant Hill, CA
Asure Operations LLC	Austin, TX
AUS Merchant Services, Inc.....	Sunnyvale, CA
AvidXchange, Inc.	Charlotte, NC
BAM Trading Services Inc.	Miami, FL
Banana Pay, LLC.....	Minneapolis, MN
Barri Money Services, LLC	Houston, TX
Beeso Corp.	Bloomington, MN
Betrlink, LLC	New York, NY
Bill.com, LLC	San Jose, CA
BillGO MT, Inc.....	Fort Collins, CO
Blackhawk Network California, Inc.	Pleasanton, CA
Block, Inc.	Oakland, CA
Booking Holdings Financial Services USA LLC	Dallas, TX
Brex Payments LLC	Salt Lake City, UT
Cambridge Mercantile Corp. (U.S.A.).....	New York, NY
CFX Labs Inc.	Chicago, IL
Check Payments LLC	New York, NY
CheckFreePay Corporation	Alpharetta, GA
Checkout US, INC.....	New York, NY
Circle Internet Financial, LLC	Boston, MA
Citcon USA LLC	Santa Clara, CA
Coinbase, Inc.....	New York, NY
Comdata TN, Inc.....	Brentwood, TN

Money Transmitters Licensed in Utah

June 30, 2024

<u>Name</u>	<u>Location</u>
Continental Express Money Order Company, Inc.	Santa Ana, CA
Convera USA, LLC	Denver, CO
Cooper Blazer Inc.	Fort Lee, NJ
Creative Solutions Software Corp.....	Ann Arbor, MI
CSG Forte Payments, Inc.....	Fort Worth, TX
Currency Exchange International Corp.....	Orlando, FL
Dahabshil, Inc.	Dublin, OH
Dandelion Payments, Inc.....	Buena Park, CA
Dolex Dollar Express, Inc.	Houston, TX
DVTR Inc.	Dorado, PR
eBay Commerce Inc.	San Jose, CA
Enramex Inc.....	Wheat Ridge, CO
EntrataPay, LLC.....	Lehi, UT
Ethos Payment Solutions, Inc.....	Irving, TX
Expensify Payments LLC.....	Portland, OR
Figure Payments Corporation	San Francisco, CA
Finxera, Inc.	Alpharetta, GA
Flutterwave Payments, LLC.....	Miami, FL
Flywire Global Corp.	Boston, MA
Geoswift US, Inc.	San Francisco, CA
Girosol Corp.....	North Miami Beach, FL
Golden Money Transfer, Inc.	Cambridge, MA
Google Payment Corp.	Mountain View, CA
GPS Capital Markets, LLC.....	South Jordan, UT
Green Dot Corporation.....	Austin, TX
Gusto, Inc.....	San Francisco, CA
Hong Lan Services, Inc.....	Westminster, CA
Hopper Money (USA), Inc.....	Boston, MA
IDT Payment Services, Inc.	Newark, NJ
Incomm Financial Services, Inc.....	Columbus, GA
Inmar Services, LLC	Winston-Salem, NC
Inter & Co Payments, Inc.....	Miami, FL
Intercambio Express, Inc.	Elkhart, IN
Intermex Wire Transfer, LLC	Miami, FL
Internet Escrow Services, Inc.	San Francisco, CA
Intuit Payments Inc.	Mountain View, CA

Money Transmitters Licensed in Utah

June 30, 2024

<u>Name</u>	<u>Location</u>
JHA Money Center, Inc.....	Monett, MO
JPay LLC	Miramar, FL
Keefe Commissary Network, LLC.....	Saint Louis, MO
Klarna Inc.	Columbus, OH
Kronos SaaShr, Inc.....	Branchburg, NJ
Kwik Dollar LLC	Houston, TX
LL Pay U.S., LLC	New York, NY
Mastercard Transaction Services (US) LLC	New York, NY
Maxitransfers LLC.....	Irving, TX
Mercari, Inc.	Palo Alto, CA
Meta Payments Inc.	Menlo Park, CA
Mezu (NA), Inc.	Denver, CO
Monex Inc.	Washington, DC
Moneycorp US Inc.	Providence, RI
Moneydart Global Services Inc.....	Iselin, NJ
MoneyGram Payment Systems, Inc.	Minneapolis, MN
MoonPay USA LLC.....	Miami, FL
MSB USA Inc	Plano, TX
MTFX USA Inc.	Jersey City, NJ
NIC Services, LLC	Overland Park, KS
Nuvei US LLC	Scottsdale, AZ
NYDIG Execution LLC	New York, NY
NYDIG Trust Company LLC	New York, NY
Omnex Group, Inc.....	Englewood Cliffs, NJ
Ouro Global, Inc.....	Austin, TX
Pangea USA, LLC.....	Chicago, IL
Paychex Holdings, LLC.....	Rochester, NY
PayNearMe MT, Inc.	Santa Clara, CA
Payoneer Inc.	New York, NY
PayPal, Inc.....	San Jose, CA
Paypool LLC	Washington, DC
Paysend US LLC	Miami, FL
PingPong Global Solutions, Inc.	San Mateo, CA
Placid NK Corporation	Jackson Heights, NY
Provenance Technologies, Inc.	San Francisco, CA
RAM Payment, LLC	Knoxville, TN

Money Transmitters Licensed in Utah

June 30, 2024

<u>Name</u>	<u>Location</u>
Ramp Payments Corporation	New York, NY
RealNet Payments LLC	Milwaukee, WI
RealPage Payments Services LLC	Richardson, TX
Remitly, Inc.	Seattle, WA
Ripple Markets DE LLC	San Francisco, CA
Rippling Payments, Inc.	San Francisco, CA
Rasmi Pay LLC	Bloomington, MN
Robinhood Money, LLC	Menlo Park, CA
Servicio UniTeller, Inc.	Rochelle Park, NJ
Skrill USA, Inc.	Jacksonville, FL
Spectrum Global Payment Solutions, Inc.	Houston, TX
StoneX Payment Services Ltd.	Miami, FL
Stripe Payments Company	San Francisco, CA
Swivel Transactions, LLC	San Antonio, TX
Tango Card, Inc.	Seattle, WA
TapTap Send Payments Co.	New York, NY
Tech Friends, Inc.	Jonesboro, AR
The Currency Cloud, Inc.	New York, NY
Tilia LLC	San Francisco, CA
Tipalti, Inc.	Foster City, CA
Toast Processing Services LLC	Chicago, IL
TouchPay Holdings, LLC	Dallas, TX
Transfermate, Inc.	Atlanta, GA
Trustly, Inc.	San Carlos, CA
U.S. Payments, LLC	Tulsa, OK
Uphold HQ Inc.	Larkspur, CA
Upwork Payments Inc.	San Francisco, CA
USForex Inc.	San Francisco, CA
VCB Money, Inc.	Garden Grove, CA
Veem Payments Inc.	San Francisco, CA
Viamerica Corporation	Coral Gables, FL
Visa Global Services Inc.	Foster City, CA
Wave Financial USA Inc.	Denver, CO
Webull Pay LLC	St. Petersburg, FL
Western Union Financial Services, Inc.	Denver, CO
Western Union International Services, LLC	Denver, CO

Money Transmitters Licensed in Utah

June 30, 2024

Name	Location
WEX Payments Inc.	Portland, ME
Wise US Inc.	New York, NY
X Payments LLC	San Francisco, CA
YapStone, Inc.	Carlsbad, CA
Yardi Payments, LLC	Santa Barbara, CA
Zap Solutions, Inc.	Chicago, IL
Zero Hash LLC.....	Chicago, IL
World Direct Link, Corp.....	Stone Mountain, GA
WorldRemit Corp.	Boston, MA

Total Money Transmitters Licensed in Utah - 153

Independent Escrow Agents

Independent Escrow Agents Registered in Utah

June 30, 2024

<u>Name</u>	<u>City, State</u>	<u>Escrow Manager</u>
Bridge Core	Highland, UT	Robert Crawley
Contract Managing LLC	Draper, UT	Vanessa Gubler
Elite Contract Service	Sandy, UT	Jacob Nielsen
Equity Escrow Company	St. George, UT	Joseph McPhie
Escrow Specialists Inc	Ogden, UT	Jamie Simpson
Paykeeper, Inc	South Jordan, UT	Gunther Fischli
PCN Network, LLC	Pittsburgh, PA	JoAnne D'Onofrio
United Closing and Escrow Group, Inc	Pontiac, MI	Ryan Byrd
Vaulttix LLC	Sheridan, WY	Nada Lewis

Non- Depository Lenders

Non-Depository Lenders
One Hundred Thirty-Three Registered
Check Cashers, Deferred Deposit Lenders, Title Lenders, &
Internet Deferred Deposit Lenders

Name	City, State	C	D	T	I
1st Choice Money Center	Culver City, CA			X	
3 Amigos Market	St George, UT	X			
800loanmart.com	Van Nuys, CA			X	X
A & A Check Cashing House	Vernal, UT	X			
A & B Quick Loans	Salt Lake City, UT		X		
A.M.I.G.O Loan LLC	Provo, UT	X			
Accesorios Cruz LLC	Salt Lake City, UT	X			
Affordable Title Loans	West Valley City, UT			X	
American Title Loans	Salt Lake City, UT			X	
Angelito Multiservicios North Salt Lake LLC	North Salt Lake, UT	X			
Angelito Paeteria Y Mexican Restaurant LLC	Salt Lake City, UT	X			
Armando's Mercado, LLC	Heber City, UT	X			
Auto Pro Title Loans, Inc	Ogden, UT			X	
AutoPlace LLC	Orem, UT	X			
Awesome Title Loans LLC	Salt Lake City, UT	X	X	X	
Barrett's Foodtown	Salina, UT	X			
Barri Money Services, LLC	Houston, TX	X			
Beehive Title Loans	Sandy, UT			X	
Beneficial Lending Solutions of Utah, LLC / Cash Central .	Dublin, OH		X		X
C & J Envios	West Valley City, UT	X			
Carmil Services LLC	Ogden, UT	X			
Carvio Financial, Inc.	San Diego, CA			X	X
Cash Busters LLC	Price, UT			X	
Check City Check Cashing	Provo, UT	X	X	X	X
Check 'N Go	Cincinnati, OH	X			
CheckNGo.com	Cincinnati, OH		X		X
Chivo Check Cashing	Hurricane, UT	X			
City Market	Cincinnati, OH	X			
Discount Pawn LLC	St George, UT			X	
Discount Title Loans	Midvale, UT			X	
Dixie Check Cashing LLC	St George, UT	X			
Dulces Retonos	Cedar City, UT	X			
El Centenario Market, LLC	West Valley City, UT	X			
El Mercadito	Payson, UT	X			
El Progreso Envios LLC	Pleasant Grove, UT	X			
Envios Confianza 600 E	Provo, UT	X			
Envios Express Midvale Inc	Midvale, UT	X			

Non-Depository Lenders
One Hundred Thirty-Three Registered
Check Cashers, Deferred Deposit Lenders, Title Lenders, &
Internet Deferred Deposit Lenders

<u>Name</u>	<u>City, State</u>	<u>C</u>	<u>D</u>	<u>T</u>	<u>I</u>
Envios Utah WV LLC	West Valley City, UT	X			
Envios Y Pan LLC	Salt Lake City, UT	X			
Exprebucs	Newport Beach, CA		X		X
Express Pro Services LLC	Provo, UT	X			
Family Pawn	Hurricane, UT			X	
Family Pawn Plus	St George, UT			X	
Family Pawn Sunset	St George, UT			X	
Fashion R & B LLC	West Valley City, UT	X			
Flash Multi-Servicios	Midvale, UT	X			
Fruti Bar LLC	West Valley City, UT	X			
Instant Money One Inc	Kearns, UT	X		X	
Jera Kambios Y Envios	West Valley City, UT	X			
Jerry Offers Inc.	Palo Alto, CA			X	X
Jiffy Enterprises Inc	Vernal, UT	X			
Joyas Robles Inc	Salt Lake City, UT	X			
Kwick Shop	Ogden, UT	X			
Kwick Stop #2	Ogden, UT	X			
Kwick Stop III	Ogden, UT	X			
La Casita Money Transfer LLC	Sandy, UT	X			
La Casita Multiservicio LLC	Clearfield, UT	X			
La Manzanita Market	Salt Lake City, UT	X			
La Nueva Estrellita, LLC	West Valley City, UT	X			
La Pico Market	Kearns, UT	X			
Latino Cash Center	West Valley City, UT	X	X		
Ledos LLC	West Valley City, UT	X			
LendNation	Lenexa, KS	X	X	X	
Liz Envios Inc	West Valley City, UT	X			
Loan Max	Alpharetta, GA			X	
Loans for Less	Salt Lake City, UT			X	
Lola Loans Incorporated	Bethesda, MD			X	X
Los Feliz	West Valley City, UT	X			
Luna Market	St George, UT	X			
Marbel Fashion LLC	West Valley City, UT	X			
Marias Gifts LLC	Ogden, UT	X			
Mariner Finance, LLC	Nottingham, MD			X	
Moab Pawn and Gun	Moab, UT	X			
Money Access Inc	Provo, UT	X		X	

Non-Depository Lenders
One Hundred Thirty-Three Registered
Check Cashers, Deferred Deposit Lenders, Title Lenders, &
Internet Deferred Deposit Lenders

Name	City, State	C	D	T	I
Multi Services Utah LLC	West Valley City, UT	X			
Multiservice JC LLC	Kearns, UT	X			
Multiservicios Amigos Latinos	Salt Lake City, UT	X			
Multiservicios Bella LLC	West Valley City, UT	X			
Multiservicios Eli LLC	Tooele, UT	X			
Multiservicios Express West Valley LLC	West Valley City, UT	X			
Multiservicios Maya Inc	Salt Lake City, UT	X			
MyPaydayLoan.com	Reno, NV		X		X
Nicell Wireless LLC	Salt Lake City, UT	X			
Nico's Multiservicios LLC	West Valley City, UT	X			
Ok Finance & Rentals	Orem, UT		X		
OneMain Financial Group, LLC	Baltimore, MD			X	X
Pawn Plus Half Off Title Loans	Las Vegas, NV			X	
Perez Market	West Valley City, UT	X			
Phoenix Loans L.L.C.	Reno, NV		X		X
Préstamós Rápidos de Pablo Juan	Salt Lake City, UT			X	
Quick Cash	North Salt Lake, UT		X		
Quik Pik Market	West Valley City, UT	X			
Rapido Express Kearns Inc	Kearns, UT	X			
Rapido Express Magna Inc	Magna, UT	X			
Rapido Express Orem Inc	Orem, UT	X			
Rapido Express Salt Lake City Inc	Salt Lake City, UT	X			
Rapido Express West Valley Inc	West Valley City, UT	X			
Red Rock Pawn	Fort Duchesne, UT	X			
Regional Finance	Greer, SC			X	
Reliable Credit Association, Inc.	Milwaukie, OR			X	X
Reparacell LLC	West Valley City, UT	X			
Reparacell West Jordan LLC	West Jordan, UT	X			
Rinconcito De Las Americas LLC	Spanish Fork, UT	X			
Ruelas Envios y Multiservicios LLC	Salt Lake City, UT	X			
Safi Yellow Store Inc	Salt Lake City, UT	X			
Salvavida Title Loans LLC	West Valley City, UT			X	
Smart Cash	Pleasant Grove, UT	X			
Smith's Food & Drug Centers, Inc.	Cincinnati, OH	X			
Solucion Hispana	Orem, UT	X			
SpeedyCash.com	Dublin, OH			X	X
Star Loans Price	Humble, TX			X	

Non-Depository Lenders
One Hundred Thirty-Three Registered
Check Cashers, Deferred Deposit Lenders, Title Lenders, &
Internet Deferred Deposit Lenders

<u>Name</u>	<u>City, State</u>	<u>C</u>	<u>D</u>	<u>T</u>	<u>I</u>
Stop & Go Market	Ogden, UT	X			
Super Groceries, Inc	Ogden, UT	X			
Tavotax Professional Services LLC	Cedar City, UT	X			
The Equitable Finance Company	Ogden, UT			X	
Tienda El Paraiso.....	St George, UT.....	X			
Title Pro.....	Savannah, GA			X	
TitleMax of Utah.....	Savannah, GA			X	
Torres Enterprises Corp.....	Elkhart, IN	X			
Transwest Equities.....	Baton Rouge, LA			X	
TravelCenters of America	Westlake, OH.....	X			
United Payday Loan, LLC.....	Draper, UT		X		
USA Cash Services	Ogden, UT		X	X	
USA Mini Mart.....	Ogden, UT	X			
USACashServices.com.....	Ogden, UT		X		X
Utah Envios.....	Salt Lake City, UT.....	X			
Utah Title Loans Inc	Atlanta, GA		X	X	
V & A Taxes and Translations LLC.....	Park City, UT	X			
Walmart Stores Inc	Bentonville, AR	X			
Wilshire Consumer Credit	Los Angeles, CA.....			X	X
Winco Foods LLC	Boise, ID	X			
World Class Pawn & Jewelry Inc.....	Cedar City, UT			X	
ZZ LNZ LLC	Miami, FL		X		X
Total:		88	17	39	16

Note: Some registered lenders have one or more locations. There are 150 physical locations in Utah where a borrower may obtain a non-depository loan.

Deferred Deposit Lenders

Aggregate Information – 7-23-503(2)(a)
For the immediately preceding calendar year – 16* institutions reporting

1. The average deferred deposit loan amount that the deferred deposit lender extended	\$487
2. For deferred deposit loans paid in full, the average number of days a deferred deposit loan is outstanding for the duration of time that interest is charged	24 Days
3. The total number of deferred deposit loans rescinded by the deferred deposit lender at the request of the customer pursuant to subsection 7-23-401(3)(b)	737
4. Of the persons to whom the deferred deposit lender extended a deferred deposit loan, the average percentage that entered into an extended payment plan under Section 7-23-403	4.54%
5. The total dollar amount of deferred deposit loans rescinded by the deferred deposit lender at the request of the customer pursuant to Subsection 7-23-401(3)(b)	\$520,487
6. The average annual percentage rate charged on deferred deposit loans	567.27%
7. The range of annual percentage rates charged on deferred deposit loans	27.29% - 2,463.75%
8. The average dollar amount of extended payment plans entered into under Section 7-23-403 by the deferred deposit lender	\$214
9. The number of deferred deposit loans carried to the maximum 10 weeks	5,405
10. The total dollar amount of deferred deposit loans carried to the maximum 10 weeks	\$3,400,572
11. The number of deferred deposit loans not paid in full at the end of 10 weeks	5,232
12. The total dollar amount of deferred deposit loans not paid in full at the end of 10 weeks	\$3,350,240
13. The percentage of deferred deposit loans against which the deferred deposit lender initiates civil action to collect on the deferred deposit loan	9.34%
14. For the civil actions described in number 13 above, the percentage of those civil actions whose deferred deposit loans have the following payment history:	
(a) no payments	77.88%
(b) one payment	8.85%
(c) two payments	2.21%
(d) three payments	1.73%
(e) four payments	0.91%
(f) five payments	5.61%
(g) six payments	0.65%
(h) seven payments	0.39%
(i) eight payments	0.56%
(j) nine payments	0.22%
(k) ten or more payments	0.99%

* Only active lenders reporting lending volume are included in the reported numbers.

Deferred Deposit Lenders

**Required Information – 7-23-503(2)(b)
For the immediately preceding calendar year**

1. The total number of written complaints concerning issues material to deferred deposit loan transactions received by the department in a calendar year from persons who have entered into a deferred deposit loan with a deferred deposit lender

0

2. For deferred deposit lenders who are registered with the department:

0
0

 - A) The number of complaints the department considers resolved;
 - B) The number of complaints the department considers unresolved;

3. For deferred deposit lenders who are not registered with the department:

NA
NA

 - A) The number of complaints the department considers resolved;
 - B) The number of complaints the department considers unresolved;

**This Page
Intentionally
Left Blank**

Regulated Mortgage and Consumer Lenders

Regulated Mortgage Lenders, Brokers, and Servicers

Approximately 269 regulated mortgage lenders, brokers, and servicers have registered to conduct business with Utah consumers. These regulated mortgage entities are required to file the Residential First Mortgage Notification in the Nationwide Multistate Licensing System & Registry (NMLS) by December 31st of each year. Consumers may confirm if a company or professional is authorized to conduct business in Utah by performing a search on the NMLS Consumer Access website: nmlsconsumeraccess.org.

Regulated Consumer Lenders

Approximately 1,053 consumer lenders have notified the Department they are extending credit to Utah consumers. These lenders renew their Consumer Credit Notification every calendar year. A Consumer Credit Notification expires on December 31st if it is not renewed. Through December 31, 2024, consumers may confirm if a company is authorized to conduct consumer credit activities in Utah by viewing the current list of consumer lenders on the Department's website: dfi.utah.gov. Beginning January 1, 2025, consumers may confirm if a company is authorized to conduct consumer credit activities in Utah by performing a search on the NMLS Consumer Access website: nmlsconsumeraccess.org.

Regulated Commercial Financing Lenders

Regulated Commercial Financing Lenders**Commercial Financing Registration**

Currently, there are approximately 222 entities have registered under the Commercial Financing Registration and Disclosure Act. This Act applies to covered entities engaged in a commercial financing transaction consummated on or after January 1, 2023. These lenders' registrations expire the December 31st each year and are required to renew their Commercial Finance registration annually through the Nationwide Multistate Licensing System & Registry (NMLS). Interested parties may confirm if a company is authorized to conduct commercial financing business in Utah by performing a search on the NMLS Consumer Access website: nmlsconsumeraccess.org.